

.....  
**HORIZON**

# 20 catalogue

# 24



T: 519 748-9874 | 800 268-3427

[WWW.HORIZON-FURNITURE.COM](http://WWW.HORIZON-FURNITURE.COM)

JANUARY 1<sup>ST</sup>/2024



"A company is more than just the building, the facade, the marketing, the product. It is the people who represent the company, the communication within the company and the service we provide. This is what sets us apart from other suppliers. People buy from People." - President Patrick Flanagan

Horizon Furniture™ is a leading manufacturer of Ergonomic Office Seating and distributor of Ergonomic Computer Accessories based in Kitchener, Ontario. Established in July 1988, this local manufacturer and distributor has been serving Canada for over 30 years. From its humble beginning, it has grown into the 42,000 sq. ft. facility that you see.

Horizon values the process and strives for a total experience for their clients. As a family owned business, the family values of the company are extended to their employees and to their customers, which is evidently the highest priority. This is what makes Horizon stand out from others; maintaining and developing relationships as their pinnacle of success.

Research and development is a keen area for Horizon Furniture™. They continue to develop new and interesting products based on customer feedback, ergonomic principles, and advances as well as industry design trends. Horizon Furniture™ has attained a Supply Arrangement with the Government of Canada. This is one of the many clients they support as their client base continues to expand.

Horizon is a trusted name in office seating manufacturing thanks to their advocacy for environmentally friendly alternatives. This includes wood that is certified and sourced by the Forest Stewardship Council FSC, BioFoam™ which is sourced from seed-based renewable resources, and fabrics constructed from recycled materials, as well as recycling 95% of all waste produced by the facility. This is a testament to the values of Horizon and future generations.

 Follow Horizon Furniture™ on Twitter @HorizonSeating

 Like their Facebook page [www.facebook.com/HorizonSeating](http://www.facebook.com/HorizonSeating)

 Connect with their LinkedIn profile at [www.linkedin.com/in/horizonfurniture](http://www.linkedin.com/in/horizonfurniture)



For more information, please visit: [www.horizon-furniture.com](http://www.horizon-furniture.com)

## HORIZON FURNITURE

840 Trillium Drive  
Kitchener, ON  
N2R 1K4  
T: 519 748 9874 / 800 268 3427  
E: [info@horizon-furniture.com](mailto:info@horizon-furniture.com)



# Index

## Horizon Seating

- 4** Online Configurator Tool
- 5-6** Crave
- 7-10** Cierra
- 11-13** Rhea
- 14-18** Supportech
- 19-20** T-Zone
- 21-23** Opus
- 24-26** Ruston
- 27-30** Aspen
- 31** Biofoam Information Sheet
- 32-34** Fenwick HD
- 35-37** Fenwick 24HR
- 38** Counter Height Stools
- 39** Belmont
- 40-41** Visitor / Guest
- 42-43** Coventry

## Stacking Chairs

- 43** Banquet Stackers
- 44-45** Wooden Stackers

## Options

- 46** Armrest Options
- 47-48** Caster Options
- 49** Chair Options & Accessories

## Controls

- 50** Chair Control Guide

## Fabrics

- 51** Fabric Guide

## Activ Seating

- 52** Activ Seating Index
- 53** Era Series
- 54** A-36, A-35
- 55** A-78, A-88, A-89
- 56** A-49M, A-49M-HR, A-93, A-37
- 57** A-53, A-44, A-54, A-99
- 58** A-46, A-48, A-42, A-43
- 59** A-47, A-47P, A-47-SK20
- 60** A-94, A-96, A92, A-91P
- 61** Mesh Visitor / Guest
- 62** Executive / Boardroom
- 63** A-128, A-618, A-601BLK/RED
- 64-65** Activ Staxx
- 66-67** MaxX StaxX
- 68** Table Height Stacking Chairs
- 69-70** Soft Seating

## Shoptech Seating

- 71** Shoptech Index
- 73-74** Shoptech Guide
- 75-82** Industrial Chairs and Stools
- 83-84** ESD Chairs and Stools
- 85** Aspen Industrial Chairs
- 86** Cierra Industrial Chairs

## Ergonomic Computer Accessories (ECA)

- 87** Ergonomic Index
- 88-93** Articulating Keyboard Systems
- 94** Specialty Keyboard Arms

## Build Your Own

### Keyboard System

- 95** Step 1: Articulating Arms
- 96** Step 2: Keyboard Trays
- 97** Step 3: Mouse Supports
- 97** Step 4: Wrist Rest / Supports
- 98** Keyboard Drawers

## Monitor Arm Supports

- 99-101** Concerto
- 102-104** Concerto Arm Components
- 105-106** Tempo
- 107-108** Xtend

## ActivErgo®

- 109-111** Monitor Supports
- 112** Tablet Holders

## Accessories

- 113** Document Holder, Corner Maker, Grommets, Tablet/Laptop Mount, Anti-Fatigue Standing Mat, Adjustable Footrests
- 114** CPU Holders

## Height Adjustable Tables

- 115** Activstand-Quick Reference Guide
- 116** Single Leg Height Adjustable Tables
- 117-118** Height Adjustable Table Bases
- 119-120** GOYA™
- 121-122** Height Adjustable Table Accessories

## Warranty

- 123** Condition of Sale / General Information
- 124** General Warranty
- 124** Activ Warranty
- 124** ECA Warranty

## Environmental Policy

- 125-127** Corporate Philosophy

# HORIZON'S ONLINE CONFIGURATOR TOOL



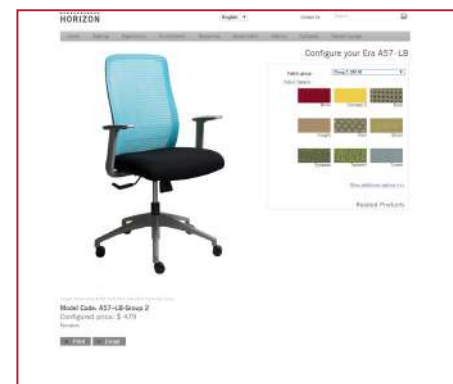
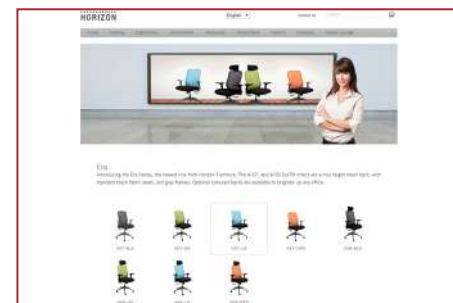
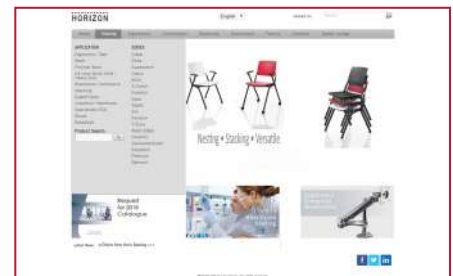
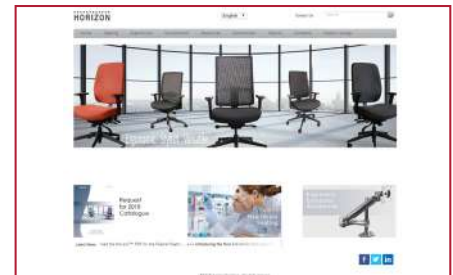
Learn how at: [www.horizon-furniture.com](http://www.horizon-furniture.com)

Navigate using the menu headers to search for products, or you can use our search bar if you have a product code.

Choose your product by clicking on your selection.

Add upgrades to customize your product. Product specifications and features can be found on the product page.

Pricing and complete manufacturer's model code shown below product photo.





HORIZON  
SEATING

**CRAVE™**  
series





**808-03**  
Shown with optional  
TAT armrests \$138.

AHR Height, Tilt (optional)  
\$119



#### ARMREST OPTIONS

AAT \$140 Height Adjust WAAT \$158 Adds Width	TAT \$138 Height, Telescope, Lateral In/Out	AT \$122 Height Adjust WT \$140 Adds Width	MAT \$181 Height, Width Telescope, Lateral In/Out WMAT \$199 Adds Width

See page 46 for more arm options.



805

806



807

## CRAVE™ SERIES

- Pneumatic soft descent seat height adjustment
- Backrest height adjustment
- Independent, infinite position back and seat angle adjustment with tilt lock control
- Tilt-tension adjustment
- High density seat and backrest cushions
- Available with optional headrest

### Mid Back Multi-Tilter

**808-01:** Forward seat tilt lock

**808-03:** Forward seat tilt lock + Side activated seat depth adjustment (seat slider)

**808-03R:** Forward seat tilt lock + Ratchet back height adjustment  
+ Side activated seat depth adjustment (seat slider)

**808-02:** (No forward tilt lock)

### Mid Back Synchro-Tilter

**808-04:** Synchronized seat and back movement in a 3:1 ratio + 5 position tilt-lock  
+ Side activated seat depth adjustment (seat slider) + Ratchet back height adjustment

### Mid Back Weight Activated , Syncro-Tilt

**808-09R**

Tilt-tension automatically adjusts to every user, based on body weight  
+ Multi-position lockout

SEAT			BACK		SHIPPING	
Height	Width	Depth	Height	Width	Lbs	Cube
17.5-22.25"	20"	19.5"	21"	17.25"	47	10

PRICES	GR1	GR2	GR3	GR4	GR5	GR6	LEATHER
808-01	\$649	\$677	\$714	\$749	\$779	\$819	\$911
808-03	\$649	\$677	\$714	\$749	\$779	\$819	\$911
808-03R	\$736	\$764	\$801	\$836	\$866	\$906	\$998
808-02	\$590	\$618	\$655	\$690	\$720	\$760	\$852
808-04	\$753	\$781	\$818	\$853	\$883	\$923	\$1,015
808-09R	\$735	\$763	\$800	\$835	\$865	\$905	\$997

Aluminum base option available - \$119

## CRAVE™ ARMCHAIRS

- High density, high resiliency foam cushions

### Stacking Armchair

**805:** Armless, 4 legged round tube frame

**806:** Armchair, 4 legged round tube frame

### Armchair

**807:** Armchair 4 legged oval tube frame, soft polyurethane arm caps

PRICES	GR1	GR2	GR3	GR4	GR5	GR6	LEATHER
805	\$385	\$407	\$430	\$450	\$475	\$485	\$585
806	\$415	\$437	\$460	\$480	\$505	\$515	\$615
807	\$555	\$577	\$600	\$620	\$645	\$655	\$755

HORIZON  
SEATING

**CIERRA**<sup>™</sup>  
series





**660-03**  
Shown with optional  
RT armrests \$200.



**670-03**  
Shown with optional  
LAT armrests \$214.



#### ARMREST OPTIONS

AAT \$140 Height Adjust WAAT \$158 Adds Width	TAT \$138 Height, Telescope, Lateral In/Out	AT \$122 Height Adjust WT \$140 Adds Width	MAT \$181 Height, Width Telescope, Lateral In/Out WMAT \$199 Adds Width

See page 46 for more arm options.

## CIERRA™ SERIES

- Pneumatic, soft descent seat height adjustment
- Backrest height adjustment with integrated lumbar support
- Independent, infinite position back and seat angle adjustment with tilt lock control (Multi-Tilters)
- Tilt-tension adjustment
- Injection molded seat cushion

### Mid Back Multi-Tilter

**660-01:** Forward seat tilt lock

**660-03:** Forward seat tilt lock + Side activated seat depth adjustment (seat slider)

**660-02:** (No forward seat tilt)

### Mid Back Posture Task (Non-Tilter)

**660-14:** Seat Height + Backrest height & angle adjustments only, use with stool kit

SEAT			BACK		SHIPPING	
Height	Width	Depth	Height	Width	Lbs	Cube
18.5-23.25"	20"	19"	24"	19"	45	9

PRICES	GR1	GR2	GR3	GR4	GR5	GR6	LEATHER
<b>660-01</b>	\$617	\$645	\$682	\$717	\$747	\$787	\$879
<b>660-03</b>	\$617	\$645	\$682	\$717	\$747	\$787	\$879
<b>660-03R</b>	\$709	\$734	\$774	\$809	\$839	\$879	\$971
<b>660-02</b>	\$558	\$586	\$623	\$658	\$688	\$728	\$820
<b>660-14</b>	\$569	\$597	\$634	\$669	\$699	\$739	\$831

### High Back Multi-Tilter

**670-01:** Forward seat tilt lock

**670-03:** Forward seat tilt lock + Side activated seat depth adjustment (seat slider)

**670-02:** (No forward seat tilt)

### High Back Posture Task (Non-Tilter)

**670-14:** Seat Height + Backrest height & angle adjustments only

SEAT			BACK		SHIPPING	
Height	Width	Depth	Height	Width	Lbs	Cube
18.5-23.25"	20"	19"	27.5"	19"	50	10

PRICES	GR1	GR2	GR3	GR4	GR5	GR6	LEATHER
<b>670-01</b>	\$652	\$680	\$717	\$752	\$782	\$822	\$914
<b>670-03</b>	\$652	\$680	\$717	\$752	\$782	\$822	\$914
<b>670-03R</b>	\$744	\$772	\$809	\$844	\$874	\$914	\$1,006
<b>670-02</b>	\$586	\$614	\$651	\$686	\$716	\$756	\$848
<b>670-14</b>	\$597	\$625	\$662	\$697	\$727	\$767	\$859



## CIERRA™ "PETITE" SERIES

- Designed to meet the needs of smaller users
- Standard with narrower backrest and seat size
- Pneumatic, soft descent seat height adjustment
- Backrest height adjustment with integrated lumbar support
- Independent, infinite position back and seat angle adjustment with tilt lock control
- Tilt-tension adjustment
- Dual density seat & backrest cushions

### "PETITE" Mid Back Multi-Tilter

**P660-01:** Forward seat tilt lock

**P660-03:** Forward seat tilt lock + Side activated seat depth adjustment (seat slider)

**P660-02:** (No forward seat tilt)

### "PETITE" Mid Back Posture Task (Non-Tilter)

**P660-14:** Seat Height + Backrest height & angle adjustments only, use with stool kit

"PETITE" SEAT			"PETITE" BACK		SHIPPING	
Height	Width	Depth	Height	Width	Lbs	Cube
17.5-22.25"	17"	18"	24"	17"	40	9

PRICES	GR1	GR2	GR3	GR4	GR5	GR6	LEATHER
P660-01	\$617	\$645	\$682	\$717	\$747	\$787	\$879
P660-03	\$617	\$645	\$682	\$717	\$747	\$787	\$879
P660-03R	\$709	\$734	\$774	\$809	\$839	\$879	\$971
P660-02	\$558	\$586	\$623	\$658	\$688	\$728	\$820
P660-14	\$569	\$597	\$634	\$669	\$699	\$739	\$831



**P660-03**  
Shown with optional  
TAT armrests \$138.



### "PETITE" High Back Multi-Tilter

**P670-01:** Forward seat tilt lock

**P670-03:** Forward seat tilt lock + Side activated seat depth adjustment (seat slider)

**P670-02:** (No forward seat tilt)

### "PETITE" High Back Posture Task (Non-Tilter)

**P670-14:** Seat Height + Backrest height & angle adjustments only

"PETITE" SEAT			"PETITE" BACK		SHIPPING	
Height	Width	Depth	Height	Width	Lbs	Cube
17.5-22.25"	17"	18"	27.5"	17"	42	10

PRICES	GR1	GR2	GR3	GR4	GR5	GR6	LEATHER
P670-01	\$652	\$680	\$717	\$752	\$782	\$822	\$914
P670-03	\$652	\$680	\$717	\$752	\$782	\$822	\$914
P670-03R	\$744	\$772	\$809	\$844	\$874	\$914	\$1,006
P670-02	\$586	\$614	\$651	\$686	\$716	\$756	\$848
P670-14	\$597	\$625	\$662	\$697	\$727	\$767	\$859



**P670-03**  
Shown with optional  
RT armrests \$200.



### ARMREST OPTIONS

AAT \$140 Height Adjust WAAT \$158 Adds Width	TAT \$138 Height, Telescope, Lateral In/Out	AT \$122 Height Adjust WT \$140 Adds Width	MAT \$181 Height, Width Telescope, Lateral In/Out WMAT \$199 Adds Width

See page 46 for more arm options.



## ARMREST OPTIONS

<b>AAT \$140</b> Height Adjust <b>WAAT \$158</b> Adds Width	<b>TAT \$138</b> Height, Telescope, Lateral In/Out	<b>AT \$122</b> Height Adjust <b>WT \$140</b> Adds Width	<b>MAT \$181</b> Height, Width Telescope, Lateral In/Out <b>WMAT \$199</b> Adds Width

See page 46 for more arm options.

**690-01HDSS-WAAT**  
Standard WAAT armrests.**CIERRA™ MESH SERIES**

- Pneumatic, soft descent seat height adjustment
- Mesh backrest with adjustable lumbar support
- Independent, infinite position back and seat angle adjustment with tilt lock control (Multi-Tilter)
- Tilt-tension adjustment
- Side activated seat depth adjustment (seat slider)
- Injection molded Bio-foam seat cushion

**Mesh Mid Back Multi-Tilter****M660-03:** Forward seat tilt lock + Side activated seat depth adjustment (seat slider)

SEAT			BACK		SHIPPING	
Height	Width	Depth	Height	Width	Lbs	Cube
18.5-23.25"	20"	19"	22.5"	18"	45	9

PRICES	GR1	GR2	GR3	GR4	GR5	GR6	LEATHER
<b>M660-03</b>	\$639	\$654	\$673	\$690	\$707	\$725	\$790

**CIERRA™ "GRANDE" SERIES**  
**400 LB WEIGHT CAPACITY**

- A heavy duty chair that supports up to 400 pounds with a 24" seat
- Recommended for 24hr and heavy duty applications
- Heavy-duty mechanism, frame, platform construction
- Pneumatic, soft descent seat height adjustment
- Independent, infinite position back and seat angle adjustment with tilt lock control
- Tilt-tension adjustment
- Integrated lumbar support
- Dual density seat and backrest cushions
- **WAAT**-Height and width adjustable arms with soft polyurethane arm caps **included**

**Mid Back Heavy Duty Multi-Tilter****690-01HDSS-WAAT:** Forward seat tilt lock + Backrest height adjustment + Front activated seat depth adjustment (seat slider)**690-27HD-WAAT:** Fixed height backrest + Front activated seat depth adjustment (seat slider)**690-14HD-WAAT:** Seat Height + Backrest height & angle adjustments only

SEAT			BACK		SHIPPING	
Height	Width	Depth	Height	Width	Lbs	Cube
19-23.75"	24"	20"	24"	20"	78	10

PRICES	GR1	GR2	GR3	GR4	GR5	GR6	LEATHER
<b>690-01HDSS-WAAT</b>	\$1,205	\$1,235	\$1,275	\$1,315	\$1,350	\$1,395	\$1,515
<b>690-27HD-WAAT</b>	\$1,380	\$1,410	\$1,450	\$1,490	\$1,525	\$1,570	\$1,690
<b>690-14HD-WAAT</b>	\$1,224	\$1,254	\$1,294	\$1,334	\$1,369	\$1,414	\$1,534



HORIZON  
SEATING

**RHEA**<sup>™</sup>  
series





## ARMREST OPTIONS

AAT \$140 Height Adjust WAAT \$158 Adds Width	TAT \$138 Height, Telescope, Lateral In/Out	AT \$122 Height Adjust WT \$140 Adds Width	MAT \$181 Height, Width Telescope, Lateral In/Out WMAT \$199 Adds Width

See page 46 for more arm options.

## RHEA™ MESH SEATING

- Pneumatic, soft descent seat height adjustment
- Ratchet back height adjustment
- Built-in lumbar support
- Injection molded seat cushion

**M560-03R Mid Back Multi-Tilter**

Independent, infinite position back and seat angle adjustment with tilt lock control  
+ Tilt-tension adjustment + Forward seat tilt lock

**M560-04 Mid Back Syncro-Tilt**

Synchronized seat and back movement in a 3:1 ratio and 5 position tilt lock  
+ Tilt-tension adjustment + Seat depth adjustment

**M560-09R Mid Back Weight Activated, Syncro-Tilt**

Tilt-tension automatically adjusts to every user, based on body weight  
+ Multi-position lockout

SEAT			BACK		SHIPPING	
Height	Width	Depth	Height	Width	Lbs	Cube
17.5-22.25"	19"	19.25"	18.25"	18"	45	10

PRICES	GR1	GR2	GR3	GR4	GR5	GR6	LEATHER
<b>M560-03R</b>	\$737	\$752	\$771	\$788	\$805	\$823	\$888
<b>M560-04R</b>	\$777	\$792	\$811	\$828	\$845	\$863	\$928
<b>M560-09R</b>	\$770	\$785	\$804	\$821	\$838	\$856	\$921

**M570-03R High Back Multi-Tilter**

Independent, infinite position back and seat angle adjustment with tilt lock control  
+ Tilt-tension adjustment + Forward seat tilt lock

**M570-04 High Back Syncro-Tilt**

Synchronized seat and back movement in a 3:1 ratio and 5 position tilt lock  
+ Tilt-tension adjustment + Seat depth adjustment

**M570-09R High Back Weight Activated Syncro-Tilt**

Tilt-tension automatically adjusts to every user, based on body weight  
+ Multi-position lockout

SEAT			BACK		SHIPPING	
Height	Width	Depth	Height	Width	Lbs	Cube
17.5-22.25"	19"	19.25"	23"	18.75"	48	10

PRICES	GR1	GR2	GR3	GR4	GR5	GR6	LEATHER
<b>M570-03R</b>	\$747	\$762	\$781	\$798	\$815	\$833	\$898
<b>M570-04R</b>	\$798	\$813	\$832	\$849	\$866	\$884	\$949
<b>M570-09R</b>	\$780	\$795	\$814	\$831	\$848	\$866	\$931

## RHEA™ SERIES

- Pneumatic, soft descent seat height adjustment
- Backrest height adjustment with integrated lumbar support
- Independent, infinite position back and seat angle adjustment with tilt lock control (Multi-Tilters)
- Tilt-tension adjustment
- Injection molded seat cushion, dual density backrest cushion

### Mid Back Multi-Tilter Chair

**560-02:** (No forward tilt)

**560-03:** Forward seat tilt lock + Side activated seat depth adjustment (seat slider)

**560-03R:** Forward seat tilt lock + Ratchet back height adjustment + Side activated seat depth adjustment (seat slider)

### Mid Back Synchro-Tilter Chair

**560-04:** Synchronized seat and back movement in a 3:1 ratio + 5 position tilt-lock

+ Side activated seat depth adjustment (seat slider) + Ratchet back height adjustment

### Mid Back Posture Task (Non-Tilter)

**560-14:** Seat Height + Backrest height & angle adjustments only

SEAT			BACK		SHIPPING	
Height	Width	Depth	Height	Width	Lbs	Cube
17.5-22.25"	19"	19.25"	21"	19"	45	10

PRICES	GR1	GR2	GR3	GR4	GR5	GR6	LEATHER
560-02	\$618	\$646	\$683	\$718	\$748	\$788	\$880
560-03	\$664	\$692	\$729	\$764	\$794	\$834	\$926
560-03R	\$750	\$778	\$815	\$850	\$880	\$920	\$1,012
560-04	\$790	\$818	\$855	\$890	\$920	\$960	\$1,052
560-14	\$636	\$664	\$701	\$736	\$766	\$806	\$898



**560-03**  
Shown with optional  
TAT armrests \$138.

### High Back Multi-Tilter Chair

**570-02:** (No forward tilt)

**570-03:** Forward seat tilt lock + Side activated seat depth adjustment (seat slider)

**570-03R:** Forward seat tilt lock + Ratchet back height adjustment + Side activated seat depth adjustment (seat slider)

### High Back Synchro-Tilter Chair

**570-04:** Synchronized seat and back movement in a 3:1 ratio + 5 position tilt-lock

+ Side activated seat depth adjustment (seat slider) + Ratchet back height adjustment

### High Back Posture Task (Non-Tilter)

**570-14:** Seat Height + Backrest height & angle adjustments only

SEAT			BACK		SHIPPING	
Height	Width	Depth	Height	Width	Lbs	Cube
17.5-22.25"	19"	19.25"	24"	19"	48	10

PRICES	GR1	GR2	GR3	GR4	GR5	GR6	LEATHER
570-02	\$647	\$675	\$712	\$747	\$777	\$817	\$909
570-03	\$699	\$727	\$764	\$799	\$829	\$869	\$961
570-03R	\$785	\$813	\$850	\$885	\$915	\$955	\$1,047
570-04	\$825	\$853	\$890	\$925	\$955	\$995	\$1,087
570-14	\$672	\$700	\$737	\$772	\$802	\$842	\$934



**570-03**  
Shown with optional  
TAT armrests \$138

### ARMREST OPTIONS

AAT \$140 Height Adjust WAAT \$158 Adds Width	TAT \$138 Height, Telescope, Lateral In/Out	AT \$122 Height Adjust WT \$140 Adds Width	MAT \$181 Height, Width Telescope, Lateral In/Out WMAT \$199 Adds Width

See page 46 for more arm options.

HORIZON  
SEATING

**SUPPORTECH™**  
Series





## SUPPORTTECH™ MESH SEATING

- Pneumatic, soft descent seat height adjustment
- Ratchet back height adjustment
- Built-in lumbar support
- Injection molded seat cushion



### M260-03R Mid Back Multi-Tilter

Independent, infinite position back and seat angle adjustment with tilt lock control  
+ Tilt-tension adjustment + Forward seat tilt lock + Side activated seat depth adjustment (seat slider)

### M260-04R Mid Back Syncro-Tilt

Synchronized seat and back movement in a 3:1 ratio and 5 position tilt lock  
+ Tilt-tension adjustment + Seat depth adjustment

### M260-09R Mid Back Weight Activated Syncro-Tilt

Tilt-tension automatically adjusts to every user, based on body weight  
+ Multi-position lockout

SEAT			BACK		SHIPPING	
Height	Width	Depth	Height	Width	Lbs	Cube
18.5-23.25"	20"	19"	18.25"	18"	45	9

PRICES	GR1	GR2	GR3	GR4	GR5	GR6	LEATHER
M260-03R	\$687	\$702	\$721	\$738	\$755	\$773	\$838
M260-04R	\$738	\$753	\$772	\$789	\$806	\$824	\$889
M260-09R	\$718	\$733	\$752	\$769	\$786	\$804	\$869

### M270-03R High Back Multi-Tilter

Independent, infinite position back and seat angle adjustment with tilt lock control  
+ Tilt-tension adjustment + Forward seat tilt lock + Side activated seat depth adjustment (seat slider)

### M270-04R High Back Syncro-Tilt

Synchronized seat and back movement in a 3:1 ratio and 5 position tilt lock  
+ Tilt-tension adjustment + Seat depth adjustment

### M270-09R High Back Weight Activated Syncro-Tilt

Tilt-tension automatically adjusts to every user, based on body weight  
+ Multi-position lockout

SEAT			BACK		SHIPPING	
Height	Width	Depth	Height	Width	Lbs	Cube
18.5-23.25"	20"	19"	23"	18.75"	45	9

PRICES	GR1	GR2	GR3	GR4	GR5	GR6	LEATHER
M270-03R	\$699	\$714	\$733	\$750	\$767	\$785	\$850
M270-04R	\$754	\$769	\$788	\$805	\$822	\$840	\$905
M270-09R	\$729	\$744	\$763	\$780	\$797	\$815	\$880



## ARMREST OPTIONS

AAT \$140 Height Adjust WAAT \$158 Adds Width	TAT \$138 Height, Telescope, Lateral In/Out	AT \$122 Height Adjust WT \$140 Adds Width	MAT \$181 Height, Width Telescope, Lateral In/Out WMAT \$199 Adds Width

See page 46 for more arm options.



## ARMREST OPTIONS

AAT \$140 Height Adjust WAAT \$158 Adds Width	TAT \$138 Height, Telescope, Lateral In/Out	AT \$122 Height Adjust WT \$140 Adds Width	MAT \$181 Height, Width Telescope, Lateral In/Out WMAT \$199 Adds Width

See page 46 for more arm options.

## SUPPORTTECH™ SERIES

- Pneumatic, soft descent seat height adjustment
- Backrest height adjustment with integrated lumbar support
- Independent, infinite position back and seat angle adjustment with tilt lock control (Multi-Tilters)
- Tilt-tension adjustment
- Injection molded cushions

## Low Back Multi-Tilter

**250-01:** Forward seat tilt lock**250-03:** Forward seat tilt lock + Side activated seat depth adjustment (seat slider)**250-03R:** Forward seat tilt lock + Ratchet back height adjustment + Side activated seat depth adjustment (seat slider)

## Low Back Syncro-Tilter

**250-04:** Synchronized seat and back movement in a 3:1 ratio + 5 position tilt-lock + Side activated seat depth adjustment (seat slider) + Ratchet back height adjustment

## Low Back Posture Task (Non-Tilter)

**250-14:** Seat Height + Backrest height & angle adjustments only, use with stool kit

SEAT			BACK		SHIPPING	
Height	Width	Depth	Height	Width	Lbs	Cube
18.5-23.25"	20"	19"	19"	19"	45	9

PRICES	GR1	GR2	GR3	GR4	GR5	GR6	LEATHER
<b>250-01</b>	\$699	\$727	\$764	\$799	\$829	\$869	\$961
<b>250-03</b>	\$699	\$727	\$764	\$799	\$829	\$869	\$961
<b>250-03R</b>	\$759	\$787	\$824	\$859	\$889	\$929	\$1,021
<b>250-04</b>	\$799	\$827	\$864	\$899	\$929	\$969	\$1,061
<b>250-14</b>	\$657	\$685	\$722	\$757	\$787	\$827	\$919

## Mid Back Multi-Tilter

**260-01:** Forward seat tilt lock**260-03:** Forward seat tilt + Side activated seat depth adjustment (seat slider)**260-03R:** Ratchet back height adjustment + Side activated seat depth adjustment (seat slider)

## Mid Back Syncro-Tilter

**260-04:** Synchronized seat and back movement in a 3:1 ratio + 5 position tilt-lock + Side activated seat depth adjustment (seat slider) + Ratchet back height adjustment

## Mid Back Posture Task (Non-Tilter)

**260-14:** Seat Height + Backrest height & angle adjustments only

SEAT			BACK		SHIPPING	
Height	Width	Depth	Height	Width	Lbs	Cube
18.5-23.25"	20"	19"	21"	19"	48	9

PRICES	GR1	GR2	GR3	GR4	GR5	GR6	LEATHER
<b>260-01</b>	\$690	\$718	\$755	\$790	\$820	\$860	\$952
<b>260-03</b>	\$690	\$718	\$755	\$790	\$820	\$860	\$952
<b>260-03R</b>	\$750	\$778	\$815	\$850	\$880	\$920	\$1,012
<b>260-04</b>	\$795	\$823	\$860	\$895	\$925	\$965	\$1,057
<b>260-14</b>	\$634	\$662	\$699	\$734	\$764	\$804	\$896



## SUPPORTTECH™ SERIES

- Pneumatic, soft descent seat height adjustment
- Backrest height adjustment with integrated lumbar support
- Independent, infinite position back and seat angle adjustment with tilt lock control (Multi-Tilters)
- Tilt-tension adjustment
- Injection molded cushions

### High Back Multi-Tilter

**270-01:** Forward seat tilt lock

**270-03:** Forward seat tilt lock + Side activated seat depth adjustment (seat slider)

**270-03R:** Forward seat tilt lock + Ratchet back height adjustment + Side activated seat depth adjustment (seat slider)

### High Back Syncro-Tilter

**270-04:** Synchronized seat and back movement in a 3:1 ratio + 5 position tilt-lock + Side activated seat depth adjustment (seat slider) + Ratchet back height adjustment

SEAT			BACK		SHIPPING	
Height	Width	Depth	Height	Width	Lbs	Cube
18.5-23.25"	20"	19"	24"	19"	53	9

PRICES	GR1	GR2	GR3	GR4	GR5	GR6	LEATHER
270-01	\$739	\$767	\$804	\$839	\$869	\$909	\$1,001
270-03	\$739	\$767	\$804	\$839	\$869	\$909	\$1,001
270-03R	\$779	\$807	\$844	\$879	\$909	\$949	\$1,041
270-04	\$839	\$867	\$904	\$939	\$969	\$1,009	\$1,101

### High Back Multi-Tilter

**280-01:** Forward seat tilt lock

**280-03:** Forward seat tilt + Side activated seat depth adjustment (seat slider)

**280-03R:** Forward seat tilt lock + Ratchet back height adjustment + Side activated seat depth adjustment (seat slider)

### High Back Syncro-Tilter

**280-04:** Synchronized seat and back movement in a 3:1 ratio + 5 position tilt-lock + Side activated seat depth adjustment (seat slider) + Ratchet back height adjustment

SEAT			BACK		SHIPPING	
Height	Width	Depth	Height	Width	Lbs	Cube
18.5-23.25"	20"	19"	29"	20"	60	10

PRICES	GR1	GR2	GR3	GR4	GR5	GR6	LEATHER
280-01	\$792	\$824	\$862	\$902	\$937	\$982	\$1,112
280-03	\$792	\$824	\$862	\$902	\$937	\$982	\$1,112
280-03R	\$839	\$871	\$909	\$949	\$984	\$1,029	\$1,159
280-04	\$902	\$934	\$972	\$1,012	\$1,047	\$1,092	\$1,222



### ARMREST OPTIONS

AAT \$140 Height Adjust WAAT \$158 Adds Width	TAT \$138 Height, Telescope, Lateral In/Out	AT \$122 Height Adjust WT \$140 Adds Width	MAT \$181 Height, Width Telescope, Lateral In/Out WMAT \$199 Adds Width

See page 46 for more arm options.



### ARMREST OPTIONS

AAT \$140 Height Adjust WAAT \$158 Adds Width	TAT \$138 Height, Telescope, Lateral In/Out	AT \$122 Height Adjust WT \$140 Adds Width	MAT \$181 Height, Width Telescope, Lateral In/Out WMAT \$199 Adds Width

See page 46 for more arm options.



**284-03**  
Shown with optional  
AAT armrests \$140.

#### ARMREST OPTIONS

AAT \$140 Height Adjust WAAT \$158 Adds Width	TAT \$138 Height, Telescope, Lateral In/Out	AT \$122 Height Adjust WT \$140 Adds Width	MAT \$181 Height, Width Telescope, Lateral In/Out WMAT \$199 Adds Width

See page 46 for more arm options.



**285-03**  
Shown with optional  
LAT armrests \$214.

#### ARMREST OPTIONS

AAT \$140 Height Adjust WAAT \$158 Adds Width	TAT \$138 Height, Telescope, Lateral In/Out	AT \$122 Height Adjust WT \$140 Adds Width	MAT \$181 Height, Width Telescope, Lateral In/Out WMAT \$199 Adds Width

See page 46 for more arm options.

## SUPPORTTECH™ SERIES

- Pneumatic, soft descent seat height adjustment
- Backrest height adjustment with integrated lumbar support
- Independent, infinite position back and seat angle adjustment with tilt lock control (Multi-Tilters)
- Tilt-tension adjustment
- Injection molded seat cushion, dual density foam backrest

### Executive High Back

**284-01:** Forward seat tilt lock

**284-03:** Forward seat tilt lock + Side activated seat depth adjustment (seat slider)

**284-03R:** Forward seat tilt lock + Ratchet back height adjustment + Side activated seat depth adjustment (seat slider)

### Executive High Back Syncro-Tilt

**284-04:** Synchronized seat and back movement in a 3:1 ratio + 5 position tilt-lock + Side activated seat depth adjustment (seat slider) + Ratchet back height adjustment

SEAT			BACK		SHIPPING	
Height	Width	Depth	Height	Width	Lbs	Cube
19-23.75"	21"	19"	30"	21"	60	10

PRICES	GR1	GR2	GR3	GR4	GR5	GR6	LEATHER
<b>284-01</b>	\$885	\$917	\$955	\$995	\$1,030	\$1,075	\$1,205
<b>284-03</b>	\$885	\$917	\$955	\$995	\$1,030	\$1,075	\$1,205
<b>284-03R</b>	\$925	\$957	\$995	\$1,035	\$1,070	\$1,115	\$1,245
<b>284-04</b>	\$997	\$1,029	\$1,067	\$1,107	\$1,142	\$1,187	\$1,317

### Executive High Back (Stitch detail)

**285-01:** Forward seat tilt lock

**285-03:** Forward seat tilt + Side activated seat depth adjustment (seat slider)

**285-03R:** Forward seat tilt lock + Ratchet back height adjustment + Side activated seat depth adjustment (seat slider)

### Executive High Back Syncro-Tilter (Stitch detail)

**285-04:** Synchronized seat and back movement in a 3:1 ratio + 5 position tilt-lock + Side activated seat depth adjustment (seat slider) + Ratchet back height adjustment

SEAT			BACK		SHIPPING	
Height	Width	Depth	Height	Width	Lbs	Cube
19-23.75"	20"	19"	30"	21"	60	10

PRICES	GR1	GR2	GR3	GR4	GR5	GR6	LEATHER
<b>285-01</b>	\$915	\$947	\$985	\$1,025	\$1,060	\$1,105	\$1,235
<b>285-03</b>	\$915	\$947	\$985	\$1,025	\$1,060	\$1,105	\$1,235
<b>285-03R</b>	\$965	\$997	\$1,035	\$1,075	\$1,110	\$1,155	\$1,285
<b>285-04</b>	\$1,015	\$1,047	\$1,085	\$1,125	\$1,160	\$1,205	\$1,335

HORIZON  
SEATING

**T-ZONE™**  
series





## T-ZONE™ SERIES

- A unique backrest shape which allows for increased freedom of movement in the thoracic area of the spine "T-Zone"
- Pneumatic, soft descent seat height adjustment
- Backrest height adjustment with integrated lumbar support
- Independent, infinite position back and seat angle adjustment with tilt lock control (Multi-Tilters)
- Tilt-tension adjustment
- Injection molded seat cushion, dual density backrest

### High Back Multi-Tilter Chair

**282-01:** Forward seat tilt lock

**282-03:** Forward seat tilt + Side activated seat depth adjustment (seat slider)

**282-03R:** Forward seat tilt lock + Ratchet back height adjustment  
+ Side activated seat depth adjustment (seat slider)

### High Back Synchro-Tilter Chair

**282-04:** Synchronized seat and back movement in a 3:1 ratio + 5 position tilt-lock  
+ Side activated seat depth adjustment (seat slider) + Ratchet back height adjustment

SEAT			BACK		SHIPPING	
Height	Width	Depth	Height	Width	Lbs	Cube
19-23.75"	20"	19.5"	29"	19"	50	10

PRICES	GR1	GR2	GR3	GR4	GR5	GR6	LEATHER
<b>282-01</b>	\$929	\$961	\$999	\$1,039	\$1,074	\$1,119	\$1,249
<b>282-03</b>	\$929	\$961	\$999	\$1,039	\$1,074	\$1,119	\$1,249
<b>282-03R</b>	\$969	\$1,001	\$1,039	\$1,079	\$1,114	\$1,159	\$1,289
<b>282-04</b>	\$1,042	\$1,074	\$1,112	\$1,152	\$1,187	\$1,232	\$1,362



### Executive High Back Chair (Stitch detail)

**283-01:** Forward seat tilt lock

**283-03:** Forward seat tilt + Side activated seat depth adjustment (seat slider)

**283-03R:** Forward seat tilt lock + Ratchet back height adjustment  
+ Side activated seat depth adjustment (seat slider)

### Executive High Back Synchro-Tilter Chair (Stitch detail)

**283-04:** Synchronized seat and back movement in a 3:1 ratio + 5 position tilt-lock  
+ Side activated seat depth adjustment (seat slider) + Ratchet back height adjustment

SEAT			BACK		SHIPPING	
Height	Width	Depth	Height	Width	Lbs	Cube
19-23.75"	20"	19"	31"	20"	50	10

PRICES	GR1	GR2	GR3	GR4	GR5	GR6	LEATHER
<b>283-01</b>	\$964	\$996	\$1,034	\$1,074	\$1,109	\$1,154	\$1,284
<b>283-03</b>	\$964	\$996	\$1,034	\$1,074	\$1,109	\$1,154	\$1,284
<b>283-03R</b>	\$1,002	\$1,034	\$1,072	\$1,112	\$1,147	\$1,192	\$1,322
<b>283-04</b>	\$1,109	\$1,141	\$1,179	\$1,219	\$1,254	\$1,299	\$1,429

### ARMREST OPTIONS

AAT \$140 Height Adjust WAAT \$158 Adds Width	TAT \$138 Height, Telescope, Lateral In/Out	AT \$122 Height Adjust WT \$140 Adds Width	MAT \$181 Height, Width Telescope, Lateral In/Out WMAT \$199 Adds Width

See page 46 for more arm options.



HORIZON  
SEATING

**OPUS™**  
series



## OPUS™ SERIES - VALUE ADDED SEATING

Opus™ Series seating is value for your money! A wide variety of mechanism and armrest options and a complete range of accessories make Opus™ Series seating completely customizable to suit different body types and needs. Choose from a vast selection of quality fabrics and leather to create the look that is right for you.



**202-03**  
Shown with optional  
AAT \$140 armrests.

## OPUS™ SERIES

- Pneumatic, soft descent gas cylinder seat height adjustment
- Backrest height adjustment with integrated lumbar support
- Independent, infinite position back and seat angle adjustment with tilt lock control (Multi-Tilters)
- Tilt-tension adjustment
- Injection molded seat cushion
- Plywood and riveted T-nut frame construction
- High performance dual wheel carpet casters

### Low Back Multi-Tilter Chair

**202-01:** Forward seat tilt lock

**202-03:** Forward seat tilt lock + Side activated seat depth adjustment (seat slider)

**202-02:** (No forward tilt)

### Low Back Posture Task (Non-Tilter)

**202-14:** Seat Height + Backrest height & angle adjustments only, use with stool kit

SEAT			BACK		SHIPPING	
Height	Width	Depth	Height	Width	Lbs	Cube
17.5"-22.25"	19"	18"	18"	19"	35	9

### ARMREST OPTIONS

AAT \$140 Height Adjust WAAT \$158 Adds Width	TAT \$138 Height, Telescope, Lateral In/Out	AT \$122 Height Adjust WT \$140 Adds Width	MAT \$181 Height, Width Telescope, Lateral In/Out WMAT \$199 Adds Width

See page 46 for more arm options.

PRICES	GR1	GR2	GR3	GR4	GR5	GR6
202-01	\$553	\$581	\$618	\$653	\$683	\$723
202-03	\$553	\$581	\$618	\$653	\$683	\$723
202-02	\$479	\$507	\$544	\$579	\$609	\$649
202-14	\$507	\$535	\$572	\$607	\$637	\$677



## OPUS™ SERIES

- Pneumatic, soft descent gas cylinder seat height adjustment
- Backrest height and angle adjustment
- Seat & back tilt-tension adjustments with tilt-lock (Multi-Tilters)
- Injection molded seat cushion
- Integral, contoured lumbar support
- Plywood and riveted T-nut frame construction
- High performance dual wheel carpet casters

### Mid Back Multi-Tilter Chair

**222-01:** Forward seat tilt lock

**222-03:** Forward seat tilt + Side activated seat depth adjustment (seat slider)

**222-02:** (No forward tilt)

### Mid Back Posture Task (Non-Tilter)

**222-14:** Seat Height + Backrest height & angle adjustments only, use with stool kit

SEAT			BACK		SHIPPING	
Height	Width	Depth	Height	Width	Lbs	Cube
17.5"-22.25"	19"	18"	21"	19"	35	9

PRICES	GR1	GR2	GR3	GR4	GR5	GR6
222-01	\$579	\$607	\$644	\$679	\$709	\$749
222-03	\$579	\$607	\$644	\$679	\$709	\$749
222-02	\$505	\$533	\$570	\$605	\$635	\$675
222-14	\$534	\$562	\$599	\$634	\$664	\$704



**222-03**  
Shown with optional  
AAT \$140 armrests.

### High Back Multi-Tilter Chair

**223-01:** Forward seat tilt lock

**223-03:** Forward seat tilt lock + Side activated seat depth adjustment (seat slider)

**223-02:** (No forward tilt)

### High Back Posture Task (Non-Tilter)

**223-14:** Seat Height + Backrest height & angle adjustments only

SEAT			BACK		SHIPPING	
Height	Width	Depth	Height	Width	Lbs	Cube
17.5"-22.25"	19"	18"	24"	19"	50	10

PRICES	GR1	GR2	GR3	GR4	GR5	GR6
223-01	\$609	\$637	\$674	\$709	\$739	\$779
223-03	\$609	\$637	\$674	\$709	\$739	\$779
223-02	\$539	\$567	\$604	\$639	\$669	\$709
223-14	\$569	\$597	\$634	\$669	\$699	\$739



**223-03**  
Shown with optional  
AAT \$140 armrests.

### ARMREST OPTIONS

AAT \$140 Height Adjust WAAT \$158 Adds Width	TAT \$138 Height, Telescope, Lateral In/Out Thumblock	AT \$122 Height Adjust WT \$140 Adds Width	MAT \$181 Height, Width Telescope, Lateral In/Out WMAT \$199 Adds Width Thumblock

See page 46 for more arm options.

HORIZON  
SEATING

**RUSHTON™**  
series



## RUSHTON™ SERIES

- Pneumatic, soft descent seat height adjustment
- Backrest height and angle adjustment
- Seat & back tilt-tension adjustments with tilt-lock (Multi-Tilters)
- Injection molded seat cushion

### Petite Low Back Multi-Tilter Chair

**230-01:** Forward seat tilt lock

**230-03:** Forward seat tilt + Side activated seat depth adjustment (seat slider)

**230-02:** (No forward tilt)

### Petite Low Back Posture Task (Non-Tilter)

**230-14:** Seat Height + Backrest height & angle adjustments only, use with stool kit

SEAT			BACK		SHIPPING	
Height	Width	Depth	Height	Width	Lbs	Cube
17.5"-22.25"	17"	18"	16"	18"	42	8

PRICES	GR1	GR2	GR3	GR4	GR5	GR6
230-01	\$590	\$614	\$650	\$680	\$710	\$750
230-03	\$590	\$614	\$650	\$680	\$710	\$750
230-02	\$530	\$554	\$590	\$620	\$650	\$690
230-14	\$527	\$551	\$587	\$617	\$647	\$687



**230-02**  
Shown with optional  
AAT \$140 armrests.

### Low Back Multi-Tilter Chair

**231-01:** Forward seat tilt lock

**231-03:** Forward seat tilt + Side activated seat depth adjustment (seat slider)

**231-02:** (No forward tilt)

### Low Back Posture Task (Non-Tilter)

**231-14:** Seat Height + Backrest height & angle adjustments only, use with stool kit

SEAT			BACK		SHIPPING	
Height	Width	Depth	Height	Width	Lbs	Cube
17.5"-22.25"	19"	18"	19"	19"	44	8

PRICES	GR1	GR2	GR3	GR4	GR5	GR6
231-01	\$609	\$637	\$674	\$709	\$739	\$779
231-03	\$609	\$637	\$674	\$709	\$739	\$779
231-02	\$536	\$564	\$601	\$636	\$666	\$706
231-14	\$544	\$572	\$609	\$644	\$674	\$714



**231-03**  
Shown with optional  
AAT \$140 armrests.

### ARMREST OPTIONS

AAT \$140 Height Adjust WAAT \$158 Adds Width	TAT \$138 Height, Telescope, Lateral In/Out Thumblock	AT \$122 Height Adjust WT \$140 Adds Width	MAT \$181 Height, Width Telescope, Lateral In/Out WMAT \$199 Adds Width Thumblock

See page 46 for more arm options.



## RUSHTON™ SERIES

- Pneumatic, soft descent seat height adjustment
- Backrest height and angle adjustment
- Seat & back tilt-tension adjustments with tilt-lock (Multi-Tilters)
- Injection molded seat cushion

### Mid Back Multi-Tilter Chair

**232-01:** Forward seat tilt lock

**232-03:** Forward seat tilt + Side activated seat depth adjustment (seat slider)

**232-02:** (No forward tilt)

### Mid Back Posture Task (Non-Tilter)

**232-14:** Seat Height + Backrest height & angle adjustments only

SEAT			BACK		SHIPPING	
Height	Width	Depth	Height	Width	Lbs	Cube
17.5"-22.25"	19"	18"	21"	19"	44	9

PRICES	GR1	GR2	GR3	GR4	GR5	GR6
<b>232-01</b>	\$620	\$648	\$685	\$720	\$750	\$790
<b>232-03</b>	\$620	\$648	\$685	\$720	\$750	\$790
<b>232-02</b>	\$548	\$576	\$613	\$648	\$678	\$718
<b>232-14</b>	\$556	\$584	\$621	\$656	\$686	\$726



### High Back Multi-Tilter Chair

**233-01:** Forward seat tilt lock

**233-03:** Forward seat tilt + Side activated seat depth adjustment (seat slider)

**233-02:** (No forward tilt)

### High Back Posture Task (Non-Tilter)

**233-14:** Seat Height + Backrest height & angle adjustments only

SEAT			BACK		SHIPPING	
Height	Width	Depth	Height	Width	Lbs	Cube
17.5"-22.25"	19"	18"	24"	19"	46	9

PRICES	GR1	GR2	GR3	GR4	GR5	GR6
<b>233-01</b>	\$630	\$658	\$695	\$730	\$760	\$800
<b>233-03</b>	\$630	\$658	\$695	\$730	\$760	\$800
<b>233-02</b>	\$565	\$593	\$630	\$665	\$695	\$735
<b>233-14</b>	\$580	\$608	\$645	\$680	\$710	\$750

### ARMREST OPTIONS

AAT \$140 Height Adjust WAAT \$158 Adds Width	TAT \$138 Height, Telescope, Lateral In/Out	AT \$122 Height Adjust WT \$140 Adds Width	MAT \$181 Height, Width Telescope, Lateral In/Out WMAT \$199 Adds Width

See page 46 for more arm options.



HORIZON  
SEATING

**ASPEN™**  
series



## ASPEN™ SERIES - VALUE ADDED SEATING

Aspen™ Series seating is value for your money! Ergonomic adjustments and comfort contoured, injection molded and dual density foam provide support and encourage proper posture for increased comfort and productivity. Aspen™ seating is completely customizable, allowing you to select the features and accessories that you need without paying for the ones you don't.



730-14



### ASPEN™ SERIES

- Pneumatic, soft descent gas cylinder seat height adjustment
- Backrest height and angle adjustment
- Seat & back tilt-tension adjustments with tilt-lock (Multi-Tilters)
- Injection molded seat cushion
- Integral, contoured lumbar support
- Plywood and riveted T-nut frame construction
- High performance dual wheel carpet casters

#### Low Back Multi-Tilter Chair

**730-02:** (No forward tilt)

#### Low Back Posture Task (Non-Tilter)

**730-14:** Seat Height + Backrest height & angle adjustments only, use with stool kit

#### ARMREST OPTIONS

AAT \$140 Height Adjust WAAT \$158 Adds Width	TAT \$138 Height, Telescope, Lateral In/Out	AT \$122 Height Adjust WT \$140 Adds Width	MAT \$181 Height, Width Telescope, Lateral In/Out WMAT \$199 Adds Width

See page 46 for more arm options.

SEAT			BACK		SHIPPING	
Height	Width	Depth	Height	Width	Lbs	Cube
17.5"-22.25"	19"	18"	15"	17"	25	4

PRICES	GR1	GR2	GR3	GR4	GR5	GR6
730-02	\$439	\$463	\$499	\$529	\$559	\$599
730-14	\$449	\$473	\$509	\$539	\$569	\$609



## ASPEN™ SERIES

- Pneumatic, soft descent seat height adjustment
- Backrest height and angle adjustment
- Seat & back tilt-tension adjustments with tilt-lock (Multi-Tilters)
- Injection molded seat cushion

### Mid Back Multi-Tilter Chair

**400-01:** Forward seat tilt lock

**400-03:** Forward seat tilt + Side activated seat depth adjustment (seat slider)

**400-03R:** Forward seat tilt lock + Ratchet back height adjustment  
+ Side activated seat depth adjustment (seat slider)

**400-02:** (No forward tilt)

### Mid Back Posture Task Chair (Non-Tilter)

**400-14:** Seat Height + Backrest height & angle adjustments only, use with stool kit

### Mid Back Simple Synchro-Tilter Chair

**400-22:** Synchronized seat and back movement in a 2:1 ratio + Vertical tilt-lock  
+ Fixed height backrest

SEAT			BACK		SHIPPING	
Height	Width	Depth	Height	Width	Lbs	Cube
17.5"-22.25"	19"	18"	21"	19"	44	9

PRICES	GR1	GR2	GR3	GR4	GR5	GR6
400-01	\$569	\$597	\$634	\$669	\$699	\$739
400-03	\$569	\$597	\$634	\$669	\$699	\$739
400-03R	\$609	\$637	\$674	\$709	\$739	\$779
400-02	\$498	\$526	\$563	\$598	\$628	\$668
400-14	\$529	\$557	\$594	\$629	\$659	\$699
400-22	\$455	\$483	\$520	\$555	\$585	\$625

### High Back Multi-Tilter Chair

**480-01:** Forward seat tilt lock

**480-03:** Forward seat tilt + Side activated seat depth adjustment (seat slider)

**480-02:** (No forward tilt)

### High Back Posture Task Chair (Non-Tilter)

**480-14:** Seat Height + Backrest height & angle adjustments only

### High Back Simple Synchro-Tilter Chair

**480-22:** Synchronized seat and back movement in a 2:1 ratio + Vertical tilt-lock  
+ Fixed height backrest

SEAT			BACK		SHIPPING	
Height	Width	Depth	Height	Width	Lbs	Cube
17.5"-22.25"	19"	18"	24"	19"	38	10

PRICES	GR1	GR2	GR3	GR4	GR5	GR6
480-01	\$599	\$627	\$664	\$699	\$729	\$769
480-03	\$599	\$627	\$664	\$699	\$729	\$769
480-02	\$528	\$556	\$593	\$628	\$658	\$698
480-14	\$559	\$587	\$624	\$659	\$689	\$729
480-22	\$475	\$503	\$540	\$575	\$605	\$645



**400-03**  
Shown with optional  
TAT \$138 armrests.



**480-03**  
Shown with optional  
TAT \$138 armrests.

### ARMREST OPTIONS

AAT \$140 Height Adjust WAAT \$158 Adds Width	TAT \$138 Height, Telescope, Lateral In/Out	AT \$122 Height Adjust WT \$140 Adds Width	MAT \$181 Height, Width Telescope, Lateral In/Out WMAT \$199 Adds Width

See page 46 for more arm options.



## ASPEN™ SERIES

- Pneumatic, soft descent seat height adjustment
- Backrest height and angle adjustment
- Seat & back tilt-tension adjustments with tilt-lock (Multi-Tilters)
- Injection molded seat cushion
- High density foam backrest with lumbar support and side bolsters for added back support

### Mid Back Multi-Tilter Chair

**420-01:** Forward seat tilt lock

**420-03:** Forward seat tilt + Side activated seat depth adjustment (seat slider)

**420-02:** (No forward tilt)

### Mid Back Posture Task Chair (Non-Tilter)

**420-14:** Seat Height + Backrest height & angle adjustments only

SEAT			BACK		SHIPPING	
Height	Width	Depth	Height	Width	Lbs	Cube
18-22.75"	20"	19"	19"	18"	35	9

PRICES	GR1	GR2	GR3	GR4	GR5	GR6
420-01	\$609	\$637	\$674	\$709	\$739	\$779
420-03	\$609	\$637	\$674	\$709	\$739	\$779
420-02	\$540	\$568	\$605	\$640	\$670	\$710
420-14	\$560	\$588	\$625	\$660	\$690	\$730



### High Back Multi-Tilter Chair

**460-01:** Forward seat tilt lock

**460-03:** Forward seat tilt + Side activated seat depth adjustment (seat slider)

**460-02:** (No forward tilt)

### High Back Posture Task Chair (Non-Tilter)

**460-14:** Seat Height + Backrest height & angle adjustments only

SEAT			BACK		SHIPPING	
Height	Width	Depth	Height	Width	Lbs	Cube
18-22.75"	20"	19"	24"	19"	36	10

PRICES	GR1	GR2	GR3	GR4	GR5	GR6
460-01	\$629	\$657	\$694	\$729	\$759	\$799
460-03	\$629	\$657	\$694	\$729	\$759	\$799
460-02	\$560	\$588	\$625	\$660	\$690	\$730
460-14	\$580	\$608	\$645	\$680	\$710	\$750

### ARMREST OPTIONS

AAT \$140 Height Adjust WAAT \$158 Adds Width	TAT \$138 Height, Telescope, Lateral In/Out	AT \$122 Height Adjust WT \$140 Adds Width	MAT \$181 Height, Width Telescope, Lateral In/Out WMAT \$199 Adds Width

See page 46 for more arm options.

## NEW BIO-FOAM

Horizon has formed partnerships with reliable source suppliers who have spent many years on award winning research, development and experimentation in resilient foam for use in seating products. The result is a change in the composition of resilient foam (cushions) to create an innovative new foam product.

This new foam compound contains natural renewable resources in place of petrochemical based polyols and ultimately reduces greenhouse gas emissions. The new "Bio-renewable foam" is manufactured from natural seed-based oils such as soybean and others which are rapidly renewable and will not adversely affect the food chain. 15-20% of the end product is therefore Bio based.

Bio-renewable foam performs equally as well as traditional foam, is CFC free, has no odour emission, superior UV stability, stable consistency and density and the raw material is renewable and plentiful. As an added benefit, the energy consumption to manufacture foam from Bio based materials is significantly less than what is required for traditional petrochemical based processes.

Protecting the environment is important to the people at Horizon. Selecting products and making manufacturing process changes that support this ideal is vital to a better, cleaner future.

**Bio-Foam is used wherever you see this logo.**





HORIZON  
SEATING

**FENWICK™**  
series





## FENWICK™ SERIES - HEAVY DUTY SEATING

The FENWICK™ heavy duty chair comfortably supports workers up to 400 pounds with a 24" seat, heavy-duty mechanism, frame, platform construction, and dual density cushions on both the seat and back. It includes solid ergonomics such as back height adjustment, seat height adjustment, height and width adjustable armrests, and sliding seat depth adjustment (to fit leg length).



290-01HDSS-WAAT



294-01HDSS-WAAT



690-01HDSS-WAAT

## FENWICK™ SERIES HEAVY DUTY SEATING

- A heavy duty chair that supports up to **400 lbs** with a 24" seat
- Tested to meet BIFMA "Large Occupant" standards
- Recommended for 24hr and heavy duty applications
- Heavy-duty mechanism, frame, platform construction
- Pneumatic, soft descent seat height adjustment
- Independent, infinite position back and seat angle adjustment with tilt lock control
- Tilt-tension adjustment
- Dual density seat and backrest cushions
- **WAAT**-Height and width adjustable arms with soft polyurethane arm caps **included**

### Mid Back Heavy Duty Multi-Tilter Chair

**690-01HDSS-WAAT:** Forward seat tilt lock + Backrest height adjustment  
+ Front activated seat depth adjustment (seat slider)

### Mid Back Heavy Duty Synchro-Tilter Chair

**690-27HD-WAAT:** Fixed height backrest + Front activated seat depth adjustment (seat slider)

### Mid Back Heavy Duty Task Chair (Non-Tilter)

**690-14HD-WAAT:** Seat Height + Backrest height & angle adjustments only

SEAT			BACK		SHIPPING	
Height	Width	Depth	Height	Width	Lbs	Cube
19-23.75"	24"	20"	24"	20"	78	10

PRICES	GR1	GR2	GR3	GR4	GR5	GR6	LEATHER
690-01HDSS-WAAT	\$1,205	\$1,235	\$1,275	\$1,315	\$1,350	\$1,395	\$1,515
690-27HD-WAAT	\$1,380	\$1,410	\$1,450	\$1,490	\$1,525	\$1,570	\$1,690
690-14HD-WAAT	\$1,224	\$1,254	\$1,294	\$1,334	\$1,369	\$1,414	\$1,534

\*Price includes standard **WAAT** armrests.



**690-01HDSS-WAAT**  
Standard with  
**WAAT** armrests.





## FENWICK™ HEAVY DUTY SERIES

- A heavy duty chair that supports up to **400 lbs** with a 24" seat
- Recommended for 24hr and heavy duty applications
- Heavy-duty mechanism, frame, platform construction
- Pneumatic, soft descent seat height adjustment
- Independent, infinite position back and seat angle adjustment with tilt lock control
- Tilt-tension adjustment
- Dual density seat and backrest cushions
- **WT**-Height and width adjustable arms with soft polyurethane arm pads **standard**

### High Back Heavy Duty Multi-Tilter Chair

**290-01HDSS-WT:** Forward seat tilt lock + Backrest height adjustment  
+ Front activated seat depth adjustment (seat slider)

### High Back Heavy Duty Synchro-Tilter Chair

**290-27RHD-WT:** Ratchet back height adjustment + Front activated seat depth adjustment (seat slider)

### High Back Heavy Duty Task Chair (Non-Tilter)

**290-14HD-WT:** Seat Height + Backrest height & angle adjustments only

SEAT			BACK		SHIPPING	
Height	Width	Depth	Height	Width	Lbs	Cube
19-23.75"	24"	20"	24"	19"	75	10

PRICES	GR1	GR2	GR3	GR4	GR5	GR6	LEATHER
290-01HDSS-WT	\$1,150	\$1,180	\$1,220	\$1,260	\$1,295	\$1,340	\$1,460
290-27RHD-WT	\$1,325	\$1,355	\$1,395	\$1,435	\$1,470	\$1,515	\$1,635
290-14HD-WT	\$1,167	\$1,197	\$1,237	\$1,277	\$1,312	\$1,357	\$1,477

\*Price includes standard WT armrests.



### Executive High Back Heavy Duty Multi-Tilter Chair

**294-01HDSS-WT:** Forward seat tilt lock + Backrest height adjustment  
+ Front activated seat depth adjustment (seat slider)

### Executive High Back Heavy Duty Synchro-Tilter Chair

**294-27RHD-WT:** Ratchet back height adjustment + Front activated seat depth adjustment (seat slider)

### Executive High Back Heavy Duty Task Chair (Non-Tilter)

**294-14HD-WT:** Seat Height + Backrest height & angle adjustments only

SEAT			BACK		SHIPPING	
Height	Width	Depth	Height	Width	Lbs	Cube
19-23.75"	24"	20"	30"	21"	78	10

PRICES	GR1	GR2	GR3	GR4	GR5	GR6	LEATHER
294-01HDSS-WT	\$1,250	\$1,280	\$1,320	\$1,360	\$1,395	\$1,440	\$1,560
294-27RHD-WT	\$1,425	\$1,455	\$1,495	\$1,535	\$1,570	\$1,615	\$1,735
294-14HD-WT	\$1,267	\$1,297	\$1,337	\$1,377	\$1,412	\$1,457	\$1,577

\*Price includes standard WT armrests.

## FENWICK™ 24 HR INTENSIVE USE MULTIPLE SHIFT SEATING

- Recommended for multiple shift (24hr applications) and intensive use by person up to **300 lbs.**
- Heavy-duty mechanism, base, gas cylinder, casters and vinyl protection edging on backrest
- Pneumatic, soft descent seat height adjustment
- High density injection molded heavy duty seat and dual density backrest cushions

### Mid Back Heavy Duty Multi-Tilter Chair

**660-01HDSS:** Backrest height adjustment + Independent, infinite position back and seat angle adjustment with tilt lock control forward seat tilt lock control + Tilt-tension adjustment + Front activated seat depth adjustment (seat slider) + Forward seat tilt lock

### Mid Back Heavy Duty Task Chair (Non-Tilter)

**660-14HD:** Seat Height + Backrest height & angle adjustments only

SEAT			BACK		SHIPPING	
Height	Width	Depth	Height	Width	Lbs	Cube
18.5-23.25"	20"	19"	24"	19"	50	9

PRICES	GR1	GR2	GR3	GR4	GR5	GR6	LEATHER
660-01HDSS	\$989	\$1,017	\$1,054	\$1,089	\$1,119	\$1,159	\$1,251
660-14HD	\$969	\$997	\$1,034	\$1,069	\$1,099	\$1,139	\$1,231



### High Back Heavy Duty Multi-Tilter Chair

**670-01HDSS:** Backrest height adjustment + Independent, infinite position back and seat angle adjustment with tilt lock control + Forward seat tilt lock control + Tilt-tension adjustment + Front activated seat depth adjustment (seat slider) + Forward seat tilt lock

### High Back Heavy Duty Task Chair (Non-Tilter)

**670-14HD:** Seat Height + Backrest height & angle adjustments only

SEAT			BACK		SHIPPING	
Height	Width	Depth	Height	Width	Lbs	Cube
18.5-23.25"	20"	19"	27.5"	19"	60	10

PRICES	GR1	GR2	GR3	GR4	GR5	GR6	LEATHER
670-01HDSS	\$1,023	\$1,051	\$1,088	\$1,123	\$1,153	\$1,193	\$1,285
670-14HD	\$1,003	\$1,031	\$1,068	\$1,103	\$1,133	\$1,173	\$1,265



### ARMREST OPTIONS

AAT \$140 Height Adjust WAAT \$158 Adds Width	TAT \$138 Height, Telescope, Lateral In/Out	AT \$122 Height Adjust WT \$140 Adds Width	MAT \$181 Height, Width Telescope, Lateral In/Out WMAT \$199 Adds Width

See page 46 for more arm options.



## FENWICK™ 24 HR INTENSIVE USE MULTIPLE SHIFT SEATING

- Recommended for multiple shift (24hr applications) and intensive use by person up to **300 lbs.**
- Heavy-duty mechanism, base, gas cylinder, casters and vinyl protection edging on backrest
- Pneumatic, soft descent seat height adjustment
- Injection molded heavy duty foam seat and backrest cushions

### Low Back Heavy Duty Multi-Tilter Chair

**250-01HDSS:** Backrest height adjustment + Independent, infinite position back and seat angle adjustment with tilt lock control forward seat tilt lock control + Tilt-tension adjustment + Front activated seat depth adjustment (seat slider) + Forward seat tilt lock

### Low Back Heavy Duty Task Chair (Non-Tilter)

**250-14HD:** Seat Height + Backrest height & angle adjustments only

SEAT			BACK		SHIPPING	
Height	Width	Depth	Height	Width	Lbs	Cube
18.5-23.25"	20"	19"	19"	19"	50	9

PRICES	GR1	GR2	GR3	GR4	GR5	GR6	LEATHER
250-01HDSS	\$1,010	\$1,038	\$1,075	\$1,110	\$1,140	\$1,180	\$1,272
250-14HD	\$990	\$1,018	\$1,055	\$1,090	\$1,120	\$1,160	\$1,252



### High Back Heavy Duty Multi-Tilter Chair

**270-01HDSS:** Backrest height adjustment + Independent, infinite position back and seat angle adjustment with tilt lock control forward seat tilt lock control + Tilt-tension adjustment + Front activated seat depth adjustment (seat slider) + Forward seat tilt lock

### High Back Heavy Duty Task Chair (Non-Tilter)

**270-14HD:** Seat Height + Backrest height & angle adjustments only

SEAT			BACK		SHIPPING	
Height	Width	Depth	Height	Width	Lbs	Cube
18.5-23.25"	20"	19"	24"	19"	60	10

PRICES	GR1	GR2	GR3	GR4	GR5	GR6	LEATHER
270-01HDSS	\$1,055	\$1,083	\$1,120	\$1,155	\$1,185	\$1,225	\$1,317
270-14HD	\$1,035	\$1,063	\$1,100	\$1,135	\$1,165	\$1,205	\$1,297

### ARMREST OPTIONS

AAT \$140 Height Adjust WAAT \$158 Adds Width	TAT \$138 Height, Telescope, Lateral In/Out	AT \$122 Height Adjust WT \$140 Adds Width	MAT \$181 Height, Width Telescope, Lateral In/Out WMAT \$199 Adds Width

See page 46 for more arm options.



## FENWICK™ 24 HR INTENSIVE USE MULTIPLE SHIFT SEATING

- Recommended for multiple shift (24hr applications) and intensive use by person up to **300 lbs.**
- Heavy-duty mechanism, base, gas cylinder and casters
- All Vinyl Seat and fabric backrest with vinyl protection edging
- Pneumatic, soft descent seat height adjustment
- Injection molded heavy duty seat cushion
- Unique shaped backrest allows room for utility belts, holsters etc.

### Mid Back Heavy Duty Multi-Tilter, Utility/Gun Belt Design

**680-01HDSS:** Backrest height adjustment + Independent, infinite position back and seat angle adjustment with tilt lock control forward seat tilt lock control + Tilt-tension adjustment + Front activated seat depth adjustment (seat slider) + Forward seat tilt lock

### Mid Back Heavy Duty Task Chair, Utility/Gun Belt Design

**680-14HD:** Seat Height + Backrest height & angle adjustments only

SEAT			BACK		SHIPPING	
Height	Width	Depth	Height	Width	Lbs	Cube
18.5-23.25"	20"	19"	24"	19"	50	9

FABRIC PRICES	CONCEPT/CHALLENGER	STACCATO/SPIRIT
680-01HDSS	\$1,193	\$1,298
680-14HD	\$1,138	\$1,225

### High Back Heavy Duty Multi-Tilter, Utility/Gun Belt Design

**684-01HDSS:** Backrest height adjustment + Independent, infinite position back and seat angle adjustment with tilt lock control forward seat tilt lock control + Tilt-tension adjustment + Front activated seat depth adjustment (seat slider) + Forward seat tilt lock

### High Back Heavy Duty Task Chair, Utility/Gun Belt Design

**684-14HD:** Seat Height + Backrest height & angle adjustments only

SEAT			BACK		SHIPPING	
Height	Width	Depth	Height	Width	Lbs	Cube
18.5-23.25"	20"	19"	27.5"	19"	60	10

FABRIC PRICES	CONCEPT/CHALLENGER	STACCATO/SPIRIT
684-01HDSS	\$1,237	\$1,340
684-14HD	\$1,181	\$1,268



### ARMREST OPTIONS

SA \$200 Height Adjust WSA \$218 Adds Width	AAT \$140 Height Adjust WAAT \$158 Adds Width	TAT \$138 Height, Telescope, Lateral In/Out	AT \$122 Height Adjust WT \$140 Adds Width
Swing Away		Thumblock	

See page 46 for more arm options.



660-14-SK20  
Arms Optional



730-14-SK20  
Arms Optional



400-14-SK20  
Arms Optional



202-14-SK20  
Arms Optional



231-14-SK20  
Arms Optional

Glide Option Available  
Caster height. Suggested  
for all surfaces.

CG EXCHANGE \$21  
\$54



#### ARMREST OPTIONS

AAT \$140 Height Adjust WAAT \$158 Adds Width	TAT \$138 Height, Telescope, Lateral In/Out	AT \$122 Height Adjust WT \$140 Adds Width	MAT \$181 Height, Width Telescope, Lateral In/Out WMAT \$199 Adds Width

See page 46 for more arm options.

## COUNTER HEIGHT STOOLS

- Pneumatic, soft descent seat height adjustment
- Backrest height and angle adjustment
- Includes a 10" gas lift and 20" chrome foot ring

### 660-14-SK20 Mid Back Stool

SEAT			BACK		SHIPPING	
Height	Width	Depth	Height	Width	Lbs	Cube
23-33"	20"	19"	24"	19"	51	9

\*See below for custom fabric pricing.

### 730-14-SK20 Low Back Stool

SEAT			BACK		SHIPPING	
Height	Width	Depth	Height	Width	Lbs	Cube
23-33"	19"	18"	15"	17"	31	7

\*See below for custom fabric pricing.

### 400-14-SK20 Mid Back Stool

SEAT			BACK		SHIPPING	
Height	Width	Depth	Height	Width	Lbs	Cube
23-33"	19"	18"	19"	19"	41	8

\*See below for custom fabric pricing.

### 202-14-SK20 Low Back Stool

SEAT			BACK		SHIPPING	
Height	Width	Depth	Height	Width	Lbs	Cube
23-33"	19"	18"	18"	19"	41	9

\*See below for custom fabric pricing.

### 231-14-SK20 Mid Back Stool

SEAT			BACK		SHIPPING	
Height	Width	Depth	Height	Width	Lbs	Cube
23-33"	19"	18"	19"	19"	50	8

\*See below for custom fabric pricing.

PRICES	GR1	GR2	GR3	GR4	GR5	GR6
660-14-SK20	\$746	\$774	\$811	\$846	\$876	\$916
730-14-SK20	\$626	\$654	\$691	\$726	\$756	\$796
400-14-SK20	\$706	\$734	\$771	\$806	\$836	\$876
202-14-SK20	\$684	\$712	\$749	\$784	\$814	\$854
231-14-SK20	\$721	\$749	\$786	\$821	\$851	\$891

## BELMONT™ SERIES

- Pneumatic, soft descent seat height adjustment
- Tilt-tension adjustment with lockout feature
- Soft polyurethane arm caps are standard

### 310-21 Low Back Tilter

SEAT			BACK		SHIPPING	
Height	Width	Depth	Height	Width	Lbs	Cube
18-22.75"	20"	19"	16"	20"	29.58	18/2 per box

PRICES	GR1	GR2	GR3	GR4	GR5	GR6
310-21	\$589	\$617	\$654	\$689	\$719	\$759



### 300-21 Mid Back Tilter

SEAT			BACK		SHIPPING	
Height	Width	Depth	Height	Width	Lbs	Cube
18-22.75"	20"	19"	21"	20"	30, 60	18/2 per box

PRICES	GR1	GR2	GR3	GR4	GR5	GR6
300-21	\$605	\$633	\$670	\$705	\$735	\$775



## BELMONT™ LOW BACK VISITOR/ GUEST CHAIR

- Round tube frame with sled base
- Soft polyurethane arm caps are standard

**350:** Armchair

**355:** Armless chair

**350W:** Armchair + 24" wide seat and back

SEAT			BACK		SHIPPING	
Height	Width	Depth	Height	Width	Lbs	Cube
32.5"	20"/24"	19"	16"	20"/24"	22.28	Contact us

PRICES	GR1	GR2	GR3	GR4	GR5	GR6
350	\$499	\$527	\$564	\$599	\$629	\$669
355	\$493	\$521	\$558	\$593	\$623	\$663
350W	\$649	\$679	\$719	\$759	\$794	\$839



GANGING CLAMPS \$29  
Set of 2



355

## VISITOR / GUEST CHAIR SEATING

There are almost as many styles of guest and side chairs as there are colors to choose from. Whether you want your chairs in the conference room, or stacked and ready to set out at a moments notice, you'll be glad you chose to purchase your new chair from Horizon Furniture.



806



805

### OPTIONS

GANGING CLAMPS \$29 Set of 2	C \$29 Carpet Casters	CCP \$48 Hard Floor Casters
		

## VISITOR / GUEST CHAIRS

- High density, high resiliency BioFoam cushions

### Stacking Chairs

- 4 legged round tube frame

**806:** Armchair + Injection molded black polypropylene arm caps

**805:** Armless chair

SEAT			BACK		SHIPPING	
Height	Width	Depth	Height	Width	Lbs	Cube
18.5"	17.5"	17"	14"	17"	16	15-3/box

\*See below for custom fabric pricing.

PRICES	GR1	GR2	GR3	GR4	GR5	GR6	LEATHER
806	\$415	\$437	\$460	\$480	\$505	\$515	\$615
805	\$385	\$407	\$430	\$450	\$475	\$485	\$585



## VISITOR / GUEST CHAIRS

- High density, high resiliency BioFoam cushions

### Armchair

- Soft polyurethane arm caps

**807:** 4 legged oval tube frame

SEAT			BACK		SHIPPING	
Height	Width	Depth	Height	Width	Lbs	Cube
18.5"	20"	18.5"	18"	20"	33	15-1/box

\*See below for custom fabric pricing.

PRICES	GR1	GR2	GR3	GR4	GR5	GR6	LEATHER
807	\$555	\$577	\$600	\$620	\$645	\$655	\$755



807



### Armchair

- Soft polyurethane arm caps

**352:** 4 legged oval tube frame

SEAT			BACK		SHIPPING	
Height	Width	Depth	Height	Width	Lbs	Cube
18"	20"	19"	16"	20"	33	15

\*See below for custom fabric pricing.

PRICES	GR1	GR2	GR3	GR4	GR5	GR6	LEATHER
352	\$555	\$583	\$620	\$655	\$685	\$725	\$817



352





CERTIFIED  
CLEAN AIR GOLD



210



220

## COVENTRY™ SERIES STACKING CHAIRS

- 4 legged round tube frame
- High density, high resiliency BioFoam cushions
- **\*\*Stacks 8 high on optional Dolly\*\***

### Stacking Chairs

**210:** Armchair + Injection molded black polypropylene arm caps

**220:** Armless chair

SEAT			BACK		SHIPPING	
Height	Width	Depth	Height	Width	Lbs	Cube
17.5"	18.5"	17"	14"	18"	14 ea.	18-4/box

PRICES	GR1	GR2	GR3	GR4	GR5	GR6
210	\$399	\$421	\$444	\$464	\$489	\$499
220	\$356	\$378	\$401	\$421	\$446	\$456



211



221

### Stacking Chairs, Compound Curved Backrest

**211:** Armchair + Injection molded black polypropylene arm caps

**221:** Armless chair

SEAT			BACK		SHIPPING	
Height	Width	Depth	Height	Width	Lbs	Cube
17.5"	18.5"	17"	14"	18"	14 ea.	15-3/box

PRICES	GR1	GR2	GR3	GR4	GR5	GR6
211	\$415	\$437	\$460	\$480	\$505	\$515
221	\$379	\$401	\$424	\$444	\$469	\$479

### OPTIONS

<b>GANGING CLAMPS \$29</b> Set of 2	<b>DOLLY \$225</b>	<b>C \$29 Carpet Casters</b>	<b>CCP \$48</b> Hard Floor Casters

White glides available per request, \$5 /set of 4

## COVENTRY™ SERIES WIDE STACKING CHAIRS

- 4 legged round tube frame
- High density, high resiliency BioFoam cushions

### Stacking Chairs, Wide Seat

**210-W:** Armchair + Injection molded black polypropylene arm caps

**220-W:** Armless chair

SEAT			BACK		SHIPPING	
Height	Width	Depth	Height	Width	Lbs	Cube
19"	20"	18.5"	14"	20.75"	20	18-3/box

PRICES	GR1	GR2	GR3	GR4	GR5	GR6
210-W	\$525	\$547	\$570	\$590	\$615	\$625
220-W	\$489	\$511	\$534	\$554	\$579	\$589



### OPTIONS



## BANQUET STACKERS

- Eight bumpers protect frames when stacking
- Standard black with grey vein powder coated 4 legged frame

### A-117V/A-117F Armless Banquet Stacker

- Stacks up to 10 high on your choice of two optional dollies
- Black vinyl seat and back or black fabric seat and back
- Ganging option available

SEAT			BACK		SHIPPING	
Height	Width	Depth	Height	Width	Lbs	Cube
19"	15"	15.5"	20"	18"	12.5 ea	15-3/box

Black Fabric: **\$129**

Black Vinyl: **\$129**

Ganging Clamp Set: **Add \$12**

Note: 40 pcs/pallet

48" x 40" x 80" skid

600 lbs/skid



### DOLLY OPTIONS



### A-217 Armless Banquet Stacker

- Stacks up to 5 high on your choice of two optional dollies
- Black vinyl seat and back

SEAT			BACK		SHIPPING	
Height	Width	Depth	Height	Width	Lbs	Cube
18.5"	17"	18"	18.5"	17.25"	12.5 ea	15-3/box

Black Vinyl Seat/Back: **\$229**



Handle

Three-Line Decor

Purse Notch

## TABLE, COUNTER, BAR SEATING

- 100% Canadian made
- Exceeds ANSI/BIFMA standards
- Chrome finished bases with plastic floor glides
- Shells are stained, sealed and top coated
- 1/2" rod sled base
- Top coat is 100% water-based product
- Variety of standard stain finishes are available
- Variety of custom cut-outs are available

\*Custom cut-outs for function and beautification are available at additional cost. (Minimum quantities may apply)



### 110-TSB Table Height Sled Base

SEAT			BACK		SHIPPING	
Height	Width	Depth	Height	Width	Lbs	Cube
18"	16.25"	15.5"	17" Flared 14.5" Straight	15.75"	48 (3/box)	15

Clear Beech Veneer: **\$497**

Stained Veneer: **\$585**

(Walnut or Espresso available - min 20 pcs)



Clear Beech

Walnut

Espresso

### 110-TSB Upholstered Seat Option

PRICES	GR1	GR2	GR3	GR4	GR5	GR6	LEATHER
Clear Beech	\$575	\$575	\$579	\$579	\$585	\$585	\$596
Stained Veneer	\$663	\$663	\$667	\$667	\$673	\$673	\$684



### 110-BSB Bar Height Sled Base

SEAT			BACK		SHIPPING	
Height	Width	Depth	Height	Width	Lbs	Cube
29.75"	16.25"	15.5"	17" Flared 14.5" Straight	15.75"	Please Contact Horizon	

Clear Beech Veneer: **\$596**

Stained Veneer: **\$686**

(Walnut or Espresso available - min 20 pcs)



Clear Beech

Walnut

Espresso

### 110-BSB Upholstered Seat Option

PRICES	GR1	GR2	GR3	GR4	GR5	GR6	LEATHER
Clear Beech	\$674	\$674	\$678	\$678	\$684	\$684	\$695
Stained Veneer	\$764	\$764	\$768	\$768	\$774	\$774	\$785

#### BACK OPTIONS



FLARED BACK

STRAIGHT BACK

UPHOLSTERED SEAT

#### SEAT OPTIONS



## TABLE, COUNTER, BAR SEATING

- 100% Canadian made
- Exceeds ANSI/BIFMA standards
- Chrome finished bases
- Shells are stained, sealed and top coated
- 5/8" tube 4 legged base
- Top coat is 100% water-based product
- Variety of standard stain finishes are available
- Variety of custom cut-outs are available


### 110-T Table Height Straight Leg

SEAT			BACK		SHIPPING	
Height	Width	Depth	Height	Width	Lbs	Cube
17"	17"	16"	17" Flared 14.5" Straight	14.75"	50 (4/box)	15

Clear Beech Veneer: **\$430**

Stained Veneer: **\$520**

(Walnut or Espresso available - min 20 pcs)



### 110-T Upholstered Seat Option

PRICES	GR1	GR2	GR3	GR4	GR5	GR6	LEATHER
Clear Beech	\$508	\$508	\$512	\$512	\$518	\$518	\$529
Stained Veneer	\$598	\$598	\$602	\$602	\$608	\$608	\$619

### 110-C Counter Height Straight Leg

SEAT			BACK		SHIPPING	
Height	Width	Depth	Height	Width	Lbs	Cube
23.25"	17"	16"	17" Flared 14.5" Straight	14.75"	Please contact Horizon	

Clear Beech Veneer: **\$550**

Stained Veneer: **\$640**

(Walnut or Espresso available - min 20 pcs)



### 110-C Upholstered Seat Option

PRICES	GR1	GR2	GR3	GR4	GR5	GR6	LEATHER
Clear Beech	\$628	\$628	\$632	\$632	\$638	\$638	\$649
Stained Veneer	\$718	\$718	\$722	\$722	\$728	\$728	\$739


### 110-B Bar Height Straight Leg

SEAT			BACK		SHIPPING	
Height	Width	Depth	Height	Width	Lbs	Cube
29.5"	17"	16"	17" Flared 14.5" Straight	14.75"	Please contact Horizon	

Clear Beech Veneer: **\$550**

Stained Veneer: **\$640**

(Walnut or Espresso available - min 20 pcs)



### 110-B Upholstered Seat Option

PRICES	GR1	GR2	GR3	GR4	GR5	GR6	LEATHER
Clear Beech	\$628	\$628	\$632	\$632	\$638	\$638	\$649
Stained Veneer	\$718	\$718	\$722	\$722	\$728	\$728	\$739

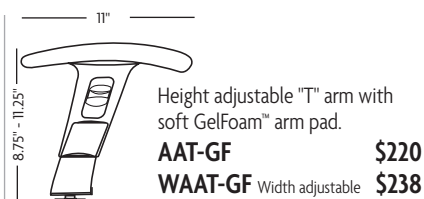
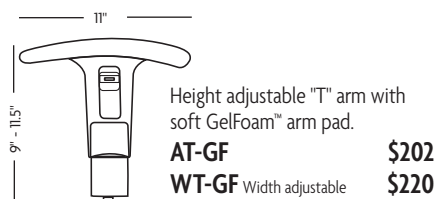
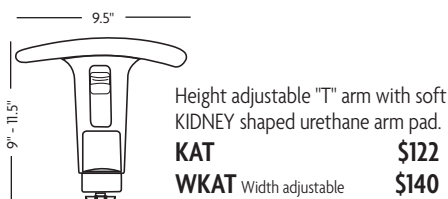
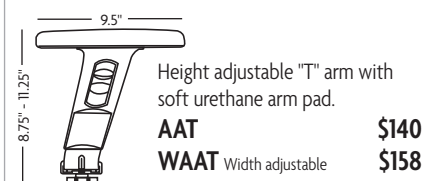
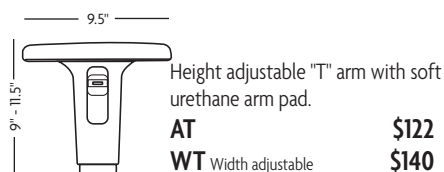
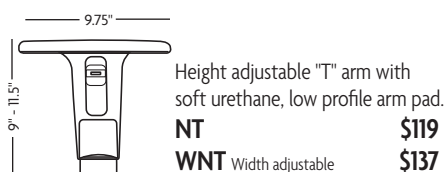


#### BACK OPTIONS

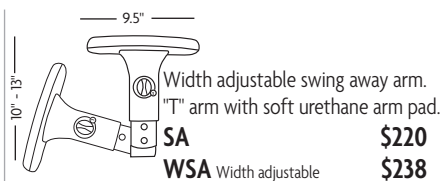
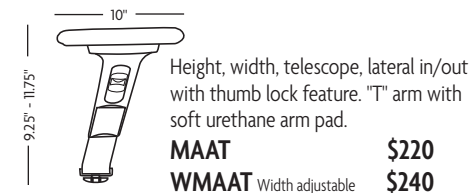
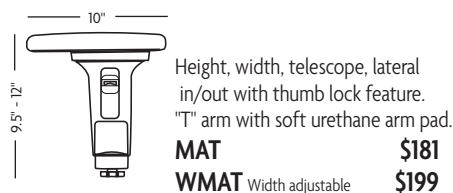
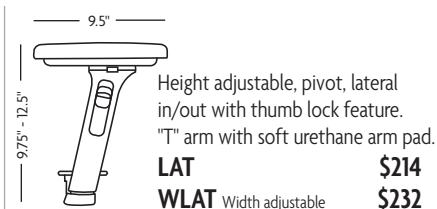
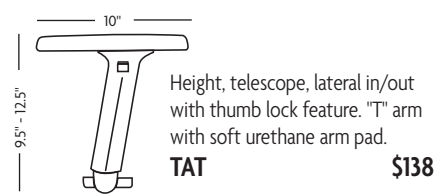
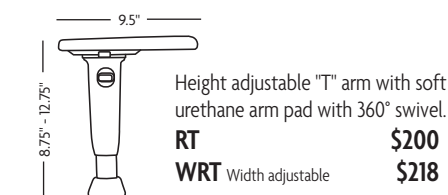
FLARED BACK	STRAIGHT BACK	UPHOLSTERED SEAT

## ARMREST OPTIONS

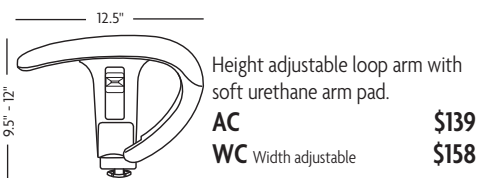
### HEIGHT/WIDTH ADJUSTABLE



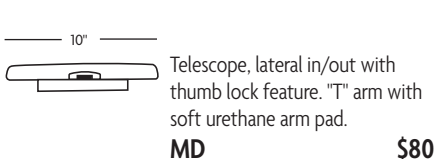
### MULTI ADJUSTABLE



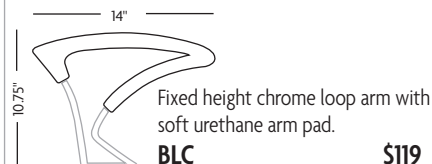
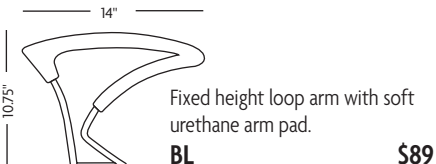
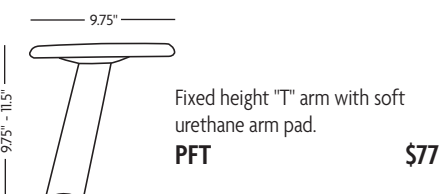
### HEIGHT/WIDTH LOOP ARMS



### ARM PAD UPGRADE



### FIXED POSITION



**NOTE: ARMS ARE MEASURED FROM THE BOTTOM OF THE SEAT TO THE TOP OF THE ARM PAD  
WIDTH ADJUSTABLE LOWERS THE ARM BY 1/4"**

# WHY SHOULD I CHOOSE HARD FLOOR CASTERS?

New office chairs are typically equipped with hard caster wheels intended to be used on carpeted floor. But what if the chair ends up on a hard surface such as hardwood, VCT, ceramic tile, concrete, etc? Rolling the hard caster wheels on hard flooring can scratch or permanently damage your expensive hardwood, linoleum or tile floors. An additional benefit is a reduction in noise level in the workplace.

Solution? Replace the existing hard caster wheels with polyurethane caster wheels. The slightly softer polyurethane material will help prevent the wheels from scratching the hard floor while allowing the wheels to roll smoothly and quietly.

Besides cosmetic, safety is another reason why polyurethane caster wheels should be used on hard flooring. Polyurethane provides better traction on hard floor thus reducing the chance of accidental slipping.



## HARD SURFACE CASTER



Premium hard floor caster. Hooded. 2" dia.

**CP** EXCHANGE \$22  
\$60  
**CPS** Shroudless EXCHANGE \$22  
\$60



Premium hard floor caster. Hooded. 2.5" dia.

**CK** EXCHANGE \$49  
\$69



Casters lock while seated. 2" dia.

**CPL<sup>ON</sup>** EXCHANGE \$68  
\$88



Weight release activates brake to prevent chair from moving when not in use. 2" dia.

**CPL<sup>OFF</sup>** EXCHANGE \$68  
\$88

**NOTE:**  
ALL CASTERS ARE SOLD  
IN SETS OF 5 (FIVE).

## CARPET CASTER



Standard hooded carpet caster. 2" dia.

**CH** \$40

**CS** Shroudless \$40



Premium carpet caster. Hooded. 2.5" dia.

**CH-60** EXCHANGE \$41

\$61

## SPECIALTY CASTERS



**Size:** 2.5" diameter dual wheel

**Material:** Grey, non-marking Thermoplastic Elastomer

**Capacity:** 100 lbs per caster

**Application:** Medical

**TP** \$83



**Size:** 2" diameter

**Material:** Grey, non-marking Neoprene, Chrome plated finish

**Capacity:** 125 lbs per caster

**Application:** Medical

**Note:** Can be disassembled for cleaning

**NP** \$194



**Size:** 3" diameter

**Material:** Grey, non-marking Polyurethane "Dyna-Tred", Zinc finish

**Capacity:** 90 lbs per caster

**Application:** Extreme, factory, warehouse

**Resistance:** Resists chemicals, acids, caustic, and oils

**Temperature:** Range of -40°C to 82°C

**BXNL-E** \$85



**Size:** 3" diameter

**Material:** Grey, non-marking Monoprene, Zinc finish

**Capacity:** 120 lbs per caster

**Application:** Medical

**BXNL-M** \$128



**Size:** 3" diameter

**Material:** Black, non-marking Polyolefin, Zinc finish

**Capacity:** 120 lbs per caster

**Application:** Medical, factory, warehouse

**BX** With lock \$95

**BXNL** Without lock \$80



**Size:** 2.5" diameter

**Material:** Black, non-marking Neoprene, Chrome plated finish

**Capacity:** 165 lbs per caster


**Application:** Medical

**Note:** Can be disassembled for cleaning

**Option:** Total lock brake

**NP25** Without lock \$299

**NP25L** With lock \$329



**NSF:** National Sanitation Foundation listed

**Material:** Grey, non-marking rubber, Zinc finish

**Capacity:** 75 lbs per caster

**Application:** Food service, Sanitary environments

**Note:** Can be disassembled for cleaning

**NSF2** 2" diameter \$129

**NSF3** 3" diameter \$139

**NOTE:**  
**ALL CASTERS ARE SOLD  
IN SETS OF 5 (FIVE).**



## CHAIR OPTIONS AND ACCESSORIES

### STOOL KITS AND FOOTRINGS



10" pneumatic cylinder, height adjustable 18" chromed footing. Approximate seat height 24"-34".

**SK** EXCHANGE **\$156**  
**\$169**



10" pneumatic cylinder, height adjustable 20" chromed footing. Approximate seat height 24"-34".

**SK-20** EXCHANGE **\$177**  
**\$198**



Height adjustable 18" chromed footing. Ring only.

**SK-R18** **\$87**



Height adjustable 20" chromed footing. Ring only.

**SK-R20** **\$105**

### SEAT OPTIONS



Petite seat option. 17" W x 18" D

**SPS** **\$25**

Extra small seat option. 16" W x 16" D

**XPS** **\$63**



Small seat option. 19" W x 18" D

**SM** **\$25**

**VEF** Visco elastic "Memory" foam seat option add - **\$89**



Wide seat option. 20" W x 19" D

**WS** **\$30**

**VEF** Visco elastic "Memory" foam seat option add - **\$89**



Extra-wide seat option. 24" W x 20" D

**XWS** **\$47**



Wide seat option. 21" W x 19" D

**4M** **\$25**

**VEF** Visco elastic "Memory" foam seat option add - **\$89**

### BACKREST OPTIONS



Vinyl protective edging on backrest cushion, available in clear or black

**EG** **\$50**



Adjustable lumbar support system.

**LS** **\$115**

### HEADREST OPTIONS



Headrest.

**AHR** **\$119**

### BASE OPTIONS



26" polished aluminum.

**AB** 5 prong base **\$119**

23" polished aluminum.

**ABS** 5 prong base **\$109**



Jury base. Bolts to floor. Adds 1" to seat height. 10" diameter base.

**JB** **\$129**

**JB COVER** COVER ONLY **\$39**

**JB KIT** BASE AND COVER **\$168**



26" Tubular base. Adds 9" of height to chair.

**TB-26** **\$229**

### GLIDES / ESD CASTERS



Caster height. Suggested for all surfaces.

**CG** EXCHANGE **\$21**  
**\$54**



Suggested for all surfaces. Electro-static dissipating.

**ESD Glide** **\$81**



Suggested for all surfaces. Electro-static dissipating.

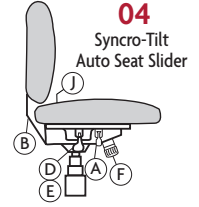
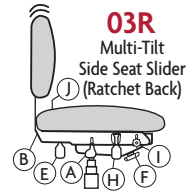
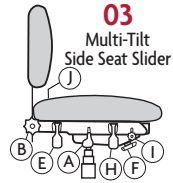
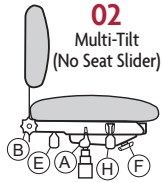
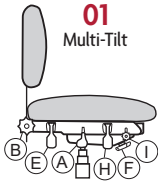
**ESD Casters** **\$81**



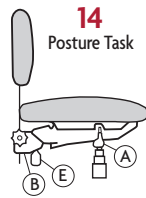
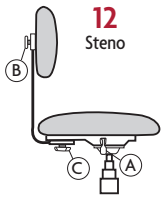
# CHAIR CONTROL GUIDE

\* Specify control number with chair model when ordering eg: #270-01-AT

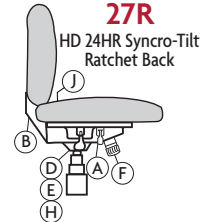
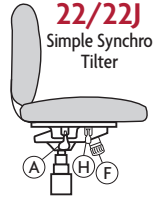

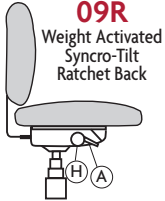
## MULTI-TILT CONTROLS



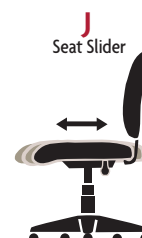
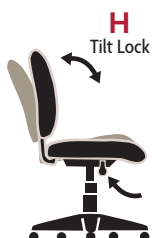
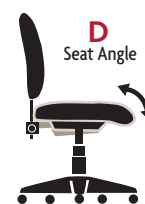
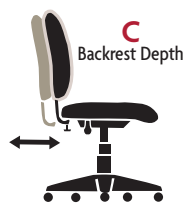
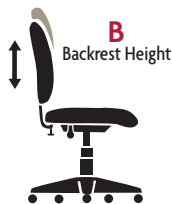
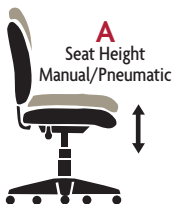
## TASK/OPERATOR CONTROLS



## TILTER CONTROLS



## CONTROL FUNCTIONS



# FABRIC GUIDE

## GROUP I

### FOUNDATION

Denim FD3006  
Licorice FD9009  
Mud FD908  
Wind Chime FD905

### FREQUENCY

Cadet FQ811  
Dust FQ103  
Ecru FQ104  
Limestone FQ202  
Lust FQ707  
Mahogany FQ105  
Navy FQ411

## GROUP II

### CONCEPT II

Aqua C511  
Atmosphere C404  
Black C558  
Burgundy C554  
Carbon C814  
Cayenne C310  
Cinder C813  
Elektra C512  
Firecracker C705  
Flax C102  
Glacier C410  
Grey C802  
Jade C502  
Java C704  
Lipstick C306  
Navy C556  
Poplar C101

## GROUP III

### CHALLENGER

Bark CH805  
Chincilla CH908  
Cream CH605  
Deep Teal CH24  
Denim Blue CH303  
Dove CH91  
Fog CH903  
Garnet CH17  
Lagoon CH31  
Midnight Blue CH308  
Mocha CH802  
Naval Blue CH306  
Raven CH909  
Slate CH97  
Steel CH905  
Taupe CH609  
White Cap CH61

### CLOUD NINE

Angora CL106  
Artesian CL513  
Aubergine CL307

## GROUP IV

### BAMBOO

Cosmic BB401  
Garnet BB304  
Oasis BB503  
Orbit BB901  
Pewter BB802  
Sable BB101

## GROUP V

### STACCATO

Azure S533  
Black S520  
Bright Blue S505

## GROUP VI

### CURRENT \*

Birch CU103  
Cadet CU703  
Eclipse CU811  
Espresso CU732  
Moss CU205  
Pecan CU201  
Plum CU401

### GRAPH \*

Alloy GRI04  
Alpine GRI03

Ochre FQ203  
Peacock FQ413  
Peppermint FQ504  
Prussian FQ410  
Smokescreen FQ812  
Strawberry FQ302

### HEAVENLY

Apple HE205  
Café au Lait HE8002  
Capitol Blue HE38  
Caviar HE9009  
Cinder HE97  
Java HE9008

Sunlight C203  
Terracotta C553

### INPUT

Coal IP1473  
Crimson IP1486  
Dove IP1472  
Delft IP1482  
Flame IP1487  
Fossil IP1475  
Jet IP1474  
Midnight IP1483  
Orchid IP1484  
Pine IP1478  
Raisin IP1485  
Sky IP1481  
Squash IP1488  
Tiffany IP1480

Charcoal CL806  
Citrus CL203  
Cognac CL205  
Coral CL705  
Eucalyptus CL512  
Frost CL411  
Flamenco CL305  
Galaxy CL409  
Iris CL308  
Pluto CL410  
Poplar CL108  
Rose CL306  
Slate CL805  
Space CL412  
Spruce CL514  
Tabasco CL706

### COUTURE

Basting CT1751  
Crewel CT1758  
Needlework CT1753  
Seam CT1752  
Shears CT1750

### HOPSACK

Alpine HP503  
Aquamarine HP506  
Aquifer HP402  
Blush HP703  
Crayola HP701  
Indigo HP403  
Locust HP501

Jasper S530  
Navy S518  
Steel S504

Anchor GR833  
Bark GR802  
Coal GR902  
Chalice GR210  
Cork GR203  
Lapis GR435  
Parrot GR533  
Poppy GR702  
Ruby GR730  
Tidal GR413  
Wave GR411

Mocha HE8004  
Mulberry HE17  
Naval HE309  
Pearl HE902  
Plum HE1008  
Raspberry HE18  
Wheat HE8003

### METEOR

Asteroid MT902

### OASIS

Artic OA407  
Aruba OA401  
Auspice OA103  
Carbon OA803  
Coin OA802  
Cozumel OA402  
Grass OA506  
Halycon OA806  
Infinity OA902  
Magenta OA304  
Perinone OA301  
Persimmon OA702  
Phlox OA303  
Sandalwood OA102  
Savannah OA201

Tailor CT1757  
Thimble CT1756  
Thread CT1755

### CROSSLINK

Alabaster CR117  
Aquarium CR521  
Claret CR307  
Cornflower CR421  
Espresso CR714  
Kiwi CR519  
Madras CR603  
Midnight CR411  
Mustard CR210  
Pewter CR812  
Polar CR423  
Poppy CR311  
Poseidon CR404  
Rosewood CR118  
Salmon CR310  
Salsa CR723  
Steel CR813

Mantis HP507  
Obsidian HP901  
Port HP302  
Repose HP802  
Rosso HP301  
Sable HP203  
Taos HP108  
Terracotta HP104

### KNACK \*

Brick KN402  
Fresco KN904  
Reed KN127  
Sax KN105  
Teak KN116  
Zest KN704  
Zing KN505

### VIA \*

Cayenne V1302  
Cornsilk V1205

### PIXEL

Bluejay PX435  
Bronze PX201  
Clove PX732  
Dolphin PX132  
Fireplace PX731  
Fresh PX533  
Ladybug PX331  
Lavaflow PX730  
Panther PX901  
Pond PX430  
Silver PX832  
Sisal PX133  
Whale PX833

### STITCH

Bespoke ST1090  
Denim ST1096  
Moccasin ST1095  
Tartan ST1093  
Top Coat ST1098  
Tuxedo ST1099

### SYNAPSE

Buff SY201  
Chambord SY701  
Cordovan SY303  
Mineral SY809  
Moss SY504  
Oxford SY404  
Oyster SY105  
Persian SY401  
Piano SY901

Tempest CR811  
Watercress CR520

### EVEREST

Birch EV101  
Dusk EV402  
Granite EV802  
Juniper EV517  
Red Earth EV302  
Sand EV105

### PANAMA

Carbon PA905  
Ocean PA407  
Olive PA503  
Red Orchid PA302  
Tan PA207  
Zinc PA802

### PEBBLE

Copacabana PB1516  
Langkawi PB1507  
Mabua PB1506

### MATRIX

Angora MX101  
Dolomite MX901  
Mica MX801  
Port MX303  
Reef MX403  
Tropic MX503

Feldspar V1301  
Galaxy V1832  
Khaki V1201  
Pristine V1410  
Slate V1811

### MORCARE VINYL

Please contact Horizon  
Furniture for details

### TIFFANY

Granite TF94  
Ink TF37  
Indigo TF308  
Smoke TF905  
Stone TF91  
Storm TF31  
Tobacco TF87

### VINYL

Black D045  
Blue D051  
Buttermilk D044  
Green D050

Platinum SY103  
Sepia SY703  
Sunkist SY702  
Teal SY402

### TECTONIC

Bone TE103  
Brazen TE704  
Carrot TE702  
Cobblestone TE806  
Fern TE508  
Grove TE104  
Iris TE403  
Manila TE201  
Night TE902  
Phtlalo TE402  
Porsche TE303  
Shamrock TE507

Maybay PB1510  
Negril PB1512  
Nice PB1501  
Papakolea PB1513  
Red Beach PB1515  
Schoolhouse PB1505  
Sidari PB1500  
Siesta PB1503  
South Beach PB1504  
Surfer Paradise PB1511  
Tenerife PB1508  
Waikiki PB1502

### PLAY

Flame PL301  
Flint PL901  
Mocha PL101  
Monet PL401  
Slate PL802  
Waterlily PL502

Grey D046  
Spruce D052  
Wine D049

### YATES

Mushroom YT902  
Pewter YT905  
Charcoal YT908  
Nickel YT94  
Pool YT31  
Denim YT3006  
Berry YT108

Stonybrook TE807

### TURNER

Bisque TU805  
Black TU9009  
Brick TU11  
Chestnut TU87  
Chinchilla TU6009  
Chocolate TU8020  
Citron TU54  
Cream TU6003  
Earth TU84  
Garnet TU17  
Grey TU9003  
Lagoon TU37  
Mocha TU808  
Navy TU3006  
Pacific Blue TU3003

### QUADRILLE

Cabaret QD1002  
Carnival QD1009  
Escapade QD1016  
Fair QD1001  
Fiesta QD1008  
Gambol QD1003  
Jubilee QD1011  
Leisure QD1004  
Masquerade QD1013  
Opus QD1012  
Regalia QD1005  
Revelry QD1015  
Shenanigan QD1017  
Soiree QD1014  
Spree QD1010  
Spring QD1006  
Zest QD1007

### RAINFOREST

Copper RA203  
Fern RA506  
Lava RA701

Parchment TU605  
Plum TU1009  
Rust TU14  
Sandstone TU608  
Sprig TU205  
Steel TU905  
Tan TU802  
Taupe TU3948  
Vanilla TU61  
White TU3822  
Wine TU108

Rain RA403  
Sandalwood RA101  
Smoke RA801

### SMARTIES

Azure SM406  
Chromium SM804  
Cork SM103  
Leaf SM513  
Meteor SM901  
Picante SM703

### TEKNO

Abyss TK 902  
Atmosphere TK405  
Corona TK203  
Jade TK504  
Poppy TK302  
Smoke TK802

## GROUP VII

### LEATHER

Black LTH1  
Burgundy LTH2  
Green LTH3  
Tan LTH4

# Index **ActivSeating™**

**ACTIV**  
seating

<b>53</b>	Era Series
<b>54</b>	A-36, A-35, A-34
<b>55</b>	A-78, A-88, A-89
<b>56</b>	A-49M, A-49M-HR, A-93, A-37
<b>57</b>	A-53, A-44, A-54, A-99
<b>58</b>	A-46, A-48, A-42, A-43
<b>59</b>	A-47, A-47P, A-47-SK20
<b>60</b>	A-94, A-96, A92, A-91P
<b>61</b>	Mesh Visitor / Guest
<b>62</b>	Executive / Boardroom
<b>63</b>	A-128, A-618, A60IBLK /RED
<b>64-65</b>	Activ Staxx
<b>66-67</b>	MaxX StaxX
<b>68</b>	Table Height Stacking Chairs/Banquet Stackers
<b>69-70</b>	Soft Seating



## ERA™ SERIES

- Standard black fabric seat, and grey frame
- Mid height mesh back
- Optional coloured backs available to brighten up any office
- Integrated adjustable lumbar support
- Multi position tilt-lock with tilt-tension
- Comes standard with carpet casters

### A-57 Mid Back Mesh Syncro-Tilter

- Seat and arms are height adjustable
- Headrest option available

SEAT			BACK		SHIPPING	
Height	Width	Depth	Height	Width	Lbs	Cube
16.75-21"	20.5"	18.5"	21"	17"	37	5

Standard BLACK fabric: **\$535**

PRICES	GR1	GR2	GR3	GR4	GR5	GR6
A-57	\$620	\$635	\$654	\$671	\$688	\$706

#### MESH BACKREST OPTIONS

LIGHT BLUE (LB)	GREEN (GR)	TANGERINE (ORG)	HEADREST HR \$39
			



### A-58 Mid Back Mesh Syncro-Tilter with Seat Slider

- Arms are height adjustable with 4-D, pivoting arm pads
- Seat slider moves seat forward and back to adjust for your personal comfort
- Comes standard with carpet casters and headrest

SEAT			BACK		SHIPPING	
Height	Width	Depth	Height	Width	Lbs	Cube
16.75-21"	20.5"	18.5"	27.75"	17"	40	5

Standard BLACK fabric: **\$679**

#### MESH BACKREST OPTIONS

LIGHT BLUE (LB)	GREEN (GR)	TANGERINE (ORG)
		





## ACTIV™ SERIES

- Comfortable, cool mesh seat and backrest
- One-piece seat and back shell with aluminium base
- Black frame with aluminium accents
- Fixed, closed loop arms
- Dual wheel casters suitable for carpet or hard floors

### A-36 Mid Back Mesh Tilter

- Simple-tilt mechanism with lock, and tilt-tension adjustment
- Pneumatic seat height adjustment

SEAT			BACK		SHIPPING	
Height	Width	Depth	Height	Width	Lbs	Cube
18-21"	18.5"	17.5"	19"	18.5"	35	8

**\$759**



### A-35 High Back Mesh Tilter

- Simple-tilt mechanism with lock, and tilt-tension adjustment
- Pneumatic seat height adjustment

SEAT			BACK		SHIPPING	
Height	Width	Depth	Height	Width	Lbs	Cube
18-21"	18.5"	18"	30"	18"	35	15

**\$925**

## ACTIV™ SERIES

- Mid back with a fresh design
- Pneumatic seat height adjustment
- Tilt-tension adjustment

### A-78 Ergo Comfort Mid-Back Chair

- All-over black fabric seat and backrest
- Side control lumbar adjustment
- Synchro tilt with tension adjustment
- Multi position lockout and seat slider
- Pneumatic seat height adjustment
- Multi-surface casters, suitable for hard floors or carpet
- Ergonomically contoured injection molded foam seat
- 4-D Adjustable armrest with height, width pivot & depth adjustment++

SEAT			BACK		SHIPPING	
Height	Width	Depth	Height	Width	Lbs	Cube
17-21"	20.5"	18.5"	22.5"	17.5"	38	5.5

Standard BLACK fabric: **\$599**

PRICES	GR1	GR2	GR3	GR4	GR5	GR6
Custom fabric upholstery (Applies to seat only)						
A-78	\$684	\$699	\$718	\$735	\$752	\$770

### A-88 Mesh Back Syncro-Tilter

- Syncro-tilter with an upright lock
- Pneumatic seat height adjustment
- Adjustable lumbar support
- Synchronized seat and back movement
- Tilt-tension adjustment
- Fixed backrest
- Height/pivot and telescope adjustable armrests
- Dual wheel casters suitable for carpet or hard floors

SEAT			BACK		SHIPPING	
Height	Width	Depth	Height	Width	Lbs	Cube
17-21"	20"	19"	24.5"	19"	37	6

Standard BLACK fabric: **\$479**

PRICES	GR1	GR2	GR3	GR4	GR5	GR6
Custom fabric upholstery (Applies to seat only)						
A-88	\$564	\$579	\$598	\$615	\$632	\$650

### A-89 Mesh Back Syncro-Tilter

- Syncro-tilter with multi position lock-out
- Pneumatic seat height adjustment
- Enhanced seat padding for additional support
- Lumbar support
- Tilt-tension adjustment
- Fixed backrest
- Height/pivot and telescope adjustable armrests
- Dual wheel casters suitable for carpet or hard floors

SEAT			BACK		SHIPPING	
Height	Width	Depth	Height	Width	Lbs	Cube
17.75-21.75"	20.5"	20"	25"	19.5"	38	6.2

Standard BLACK fabric: **\$519**

PRICES	GR1	GR2	GR3	GR4	GR5	GR6
Custom fabric upholstery (Applies to seat only)						
A-89	\$604	\$619	\$638	\$655	\$672	\$690





## ACTIV™ SERIES (A-49M)

- Advanced “syncro-glide” reclining mechanism works with your body to provide consistent support throughout the entire tilt range
- 35° backrest recline range with selectable limiters at 7° intervals
- Pressure points and support gaps are eliminated to provide true long term comfort
- Sliding seat depth and tilt tension adjustments
- Height, pivot and laterally adjustable armrests
- Button activated pneumatic seat height adjustment
- Adjustable/removable lumbar support gives consistent support throughout the tilt range (once removed it is permanent as it is difficult to put back in)
- Injection molded foam with upholstered seat in durable standard black fabric

### A-49M Mid Back Mesh "Syncro-Glide"

Standard BLACK fabric: **\$854**

### A-49M-HR Mid Back Mesh "Syncro-Glide" with Headrest

- Fabric height/angle adjustable headrest, adds 7-9.25" H, 1 lbs of weight

Standard BLACK fabric: **\$915**

SEAT			BACK		SHIPPING	
Height	Width	Depth	Height	Width	Lbs	Cube
17-20.25"	19.5"	17.75"	21.25"	20.5"	59 /60 HR	7.5

PRICES	GR1	GR2	GR3	GR4	GR5	GR6	LEATHER
Custom fabric upholstery (Applies to seat only)							
A-49M	\$939	\$954	\$973	\$990	\$1,007	\$1,025	\$1,090
A-49M-HR	\$1,000	\$1,015	\$1,034	\$1,051	\$1,068	\$1,086	\$1,151



### A-93 Comfort Mid-Back Mesh Chair

- Comfort contoured breathable mesh backrest & high density molded foam seat
- Armrests flip up for convenience
- Tension adjustable, tilting mechanism with lockout
- Gas lift seat height adjustment
- Large diameter base adds strength and stability
- Easy rolling nylon carpet casters
- Compact chair, great for small office spaces

SEAT			BACK		SHIPPING	
Height	Width	Depth	Height	Width	Lbs	Cube
16.5-20.5"	19.25"	17.75"	19.25"	17.5"	26	5

PRICES	STD BLACK	GR1	GR2	GR3	GR4
A-93 (Custom fabric, seat only)	<b>\$349</b>	\$434	\$449	\$468	\$485



### A-37 Mid Back Mesh Syncro-Tilter

- Mesh backrest with integrated lumbar support
- Tension adjustable syncro-tilt with multi position lockout
- Sliding seat adjustment
- Height, pivot and telescopic adjustable armrests
- Standard with hard floor casters

SEAT			BACK		SHIPPING	
Height	Width	Depth	Height	Width	Lbs	Cube
17.5-21"	19"	20"	22"	18"	46	8

Standard BLACK fabric: **\$629**

PRICES	GR1	GR2	GR3	GR4	GR5	GR6	LEATHER
Custom fabric upholstery (Applies to seat only)							
A-37	\$714	\$729	\$748	\$765	\$782	\$800	\$865



## ACTIV™ SERIES

- Pneumatic seat height adjustment
- Tilt-tension adjustment

### A-53 High Back Mesh Seat and Back Syncro-Tilter

- Breathable black mesh seat and backrest
- Fixed back with integrated lumbar support
- Syncro-Tilter with infinite lock
- Tension and seat height adjustment
- Silver accents on the back and headrest
- Height adjustable, pivot and telescopic armrests
- Carpet casters
- Adjustable headrest included, installation optional

SEAT			BACK		SHIPPING	
Height	Width	Depth	Height	Width	Lbs	Cube
17.75-21"	19.75"	16.75"	20.75"	19.75"	36	6.6

**\$479**

### A-44 Mid Back Mesh Syncro-Tilter

- Syncro-tilt mechanism with lockout
- Adjustable lumbar support
- Tilt tension adjustment
- Height adjustable arm with lateral adjustment
- Gas lift seat height adjustment

SEAT			BACK		SHIPPING	
Height	Width	Depth	Height	Width	Lbs	Cube
17-21"	19.5"	19.25"	23.25"	18.25"	32	5

PRICES	STD BLACK	GR1	GR2	GR3	GR4
A-44 (Custom fabric, seat only)	<b>\$389</b>	\$474	\$489	\$508	\$525

### A-54 High Back Mesh Tilter With Integrated Headrest

- Tilt with lockout, and tilt-tension adjustment
- Fixed looped arms
- Carpet casters
- Gas lift seat height adjustment

SEAT			BACK		SHIPPING	
Height	Width	Depth	Height	Width	Lbs	Cube
16.5-20"	20.5"	19"	26.5"	18.5"	28	6

Standard BLACK fabric: **\$389**

### A-99 Mid Back Mesh Syncro-Tilter

- Fixed height lumbar
- Synchronized seat and back movement in a 2:1 ratio with infinite tilt-lock control
- Height adjustable armrests with urethane arm caps

SEAT			BACK		SHIPPING	
Height	Width	Depth	Height	Width	Lbs	Cube
17.5-21"	20.25"	19.5"	22.5"	19.25"	40	5

Standard BLACK fabric: **\$449**

PRICES	GR1	GR2	GR3	GR4	GR5	GR6	LEATHER
Custom fabric upholstery (Applies to seat only)							
A-99	\$534	\$549	\$568	\$585	\$602	\$620	\$685





## ACTIV™ SERIES - TASK CHAIRS

- Pneumatic seat height adjustment
- Tilt-tension adjustment

### A-46 Mid Back Mesh Syncro-Knee Tilter

- Fixed backrest with height adjustable lumbar support
- Synchronized seat and back movement in a 2:1 ratio and multi-position tilt-lock control
- Molded foam seat cushion
- Height adjustable armrests with urethane arm caps
- Dual wheel casters good for carpets or hard floors

SEAT			BACK		SHIPPING	
Height	Width	Depth	Height	Width	Lbs	Cube
16.5-20"	19"	19"	23.5"	18.5"	37	6

Standard BLACK fabric: **\$469**

### A-48 Mid Back Mesh Syncro-Knee Tilter

- Height adjustable lumbar support
- Synchronized seat and back movement with multi-position tilt-lock control
- Foam seat cushion
- Height adjustable armrests with urethane arm caps
- Dual wheel casters good for carpets or hard floors

SEAT			BACK		SHIPPING	
Height	Width	Depth	Height	Width	Lbs	Cube
16.75-19.5"	19"	18.75"	24"	18"	36	6

Standard BLACK fabric: **\$485**

\*See below for custom fabric pricing.

### A-42 Mid Back Mesh Syncro-Knee Tilter

- Lumbar height and depth adjustment
- Synchronized seat and back movement in a 2:1 ratio and 5 position tilt-lock control
- Contoured foam seat cushion
- Height and width adjustable armrests with urethane arm caps
- Available with an adjustable headrest adds 7-9" to height

SEAT			BACK		SHIPPING	
Height	Width	Depth	Height	Width	Lbs	Cube
17.5-20.5"	19.5"	19.5"	22"	19.5"	53	6

Standard soft touch BLACK polyurethane fabric: **\$590**

\*See below for custom fabric pricing.

### A-43 Mid Back Mesh Simple Tilter

- Lumbar height and depth adjustment
- Tilter mechanism with upright lock feature
- Injection molded seat cushion
- Height and width adjustable armrests with urethane arm caps
- Available with an adjustable headrest adds 7-9" to height

SEAT			BACK		SHIPPING	
Height	Width	Depth	Height	Width	Lbs	Cube
17.5-20.5"	19.5"	19.5"	22"	19.5"	45	5

Standard BLACK fabric: **\$499**

\*See below for custom fabric pricing.

PRICES	GR1	GR2	GR3	GR4	GR5	GR6	LEATHER
Custom fabric upholstery (Applies to seat only)							
A-48	\$570	\$585	\$604	\$621	\$638	\$656	NA
A-42	\$675	\$690	\$709	\$726	\$743	\$761	\$826
A-43	\$584	\$599	\$618	\$635	\$652	\$670	\$735

## ACTIV™ SERIES - TASK CHAIRS

- Pneumatic seat height adjustment
- Height adjustable lumbar support
- Height adjustable armrests with urethane arm caps

### A-47 Mid Back Mesh Syncro-Tilter

- Height adjustable lumbar support
- Tilt-tension adjustment
- Synchronized seat and back movement in a 2:1 ratio with vertical position tilt-lock control
- Injection molded seat cushion

SEAT			BACK		SHIPPING	
Height	Width	Depth	Height	Width	Lbs	Cube
18-22.75"	19.5"	19.5"	24"	18.25"	42	7

Standard BLACK fabric: **\$555**

\*See below for custom fabric pricing.



### A-47P PREMIUM Mid Back Mesh Syncro-Tilter

- Height adjustable lumbar support
- **Weight activated mechanism**
- Synchronized seat and back movement in a 2:1 ratio with multi-position tilt-lock control
- **Thicker** density injection molded seat

SEAT			BACK		SHIPPING	
Height	Width	Depth	Height	Width	Lbs	Cube
18-22.75"	19.5"	19.5"	24"	18.25"	45	7

Standard BLACK fabric: **\$596**

\*See below for custom fabric pricing.



### A-47-SK20 Mid Back Mesh Syncro-Tilter

- Height adjustable lumbar support
  - Tilt-tension adjustment
  - Synchronized seat and back movement in a 2:1 ratio with a vertical position tilt-lock control
  - Injection molded seat cushion
  - 20" Diameter height adjustable foot ring
- (Ships in two boxes)**

SEAT			BACK		SHIPPING	
Height	Width	Depth	Height	Width	Lbs	Cube
22.25-30"	19.5"	19.5"	24"	18.25"	52	8

Standard BLACK fabric: **\$759**

\*See below for custom fabric pricing.



PRICES	GR1	GR2	GR3	GR4	GR5	GR6	LEATHER
Custom fabric upholstery (Applies to seat only)							
A-47	\$640	\$655	\$674	\$691	\$708	\$726	\$791
A-47P	\$681	\$696	\$715	\$732	\$749	\$767	\$832
A-47-SK20	\$844	\$859	\$878	\$895	\$912	\$930	\$995



## ACTIV™ SERIES - BUDGET SEATING

- Pneumatic seat height adjustment
- Tilt-tension adjustment
- Simple tilt seat and back movement in a 1:1 ratio with tilt-lock control
- High density foam seat cushion. Fixed "T" style armrests
- Light duty application

### A-94 Mid Back Mesh Tilter

- Mesh backrest with built-in lumbar support
- Light duty application

SEAT			BACK		SHIPPING	
Height	Width	Depth	Height	Width	Lbs	Cube
18-21.5"	19.5"	19"	24"	19"	25	4

Standard BLACK fabric: **\$229**



### A-96 Low Back Simple Mesh Tilter

- Mesh backrest with built-in lumbar support
- Light duty application

SEAT			BACK		SHIPPING	
Height	Width	Depth	Height	Width	Lbs	Cube
17.5-20.5"	19.25"	20"	19.5"	18"	29	4

Standard BLACK fabric: **\$289**



### A-92 Low Back Simple Student Mesh Tilter

- Contoured mesh backrest
- Light duty application

SEAT			BACK		SHIPPING	
Height	Width	Depth	Height	Width	Lbs	Cube
17.25-22.25"	18.5"	17.75"	16"	17.75"	26	4

Standard BLACK fabric: **\$229**



### A-91P Sit/Stand Perch Stool

- 360° swivel
- Height adjustable, perfect for counter use or with height adjustable tables
- Contoured seat design with molded foam seat cushion
- Handle for easy mobility

SEAT			BACK		SHIPPING	
Height	Width	Depth	Height	Width	Lbs	Cube
22.5-32"	13"	14.5"	N/A	N/A	18	2

Standard BLACK fabric: **\$349**



## ACTIV™ SERIES - VISITOR/GUEST

- Contoured mesh backrest
- Injection molded black polypropylene arm caps

### A-19 Low Back Mesh Visitor/Guest Armchair

- 4 legged round tube frame
- High density, high resiliency foam cushions
- Stacks 5 high

SEAT			BACK		SHIPPING	
Height	Width	Depth	Height	Width	Lbs	Cube
18"	17.5"	18"	16"	17.75"	15/chr	17-5/box

Standard BLACK fabric: **\$199**

### A-20 Low Back Mesh Visitor/Guest Armchair

- 4 legged rectangular tube frame
- High density, high resiliency foam cushions with waterfall seat edge design

SEAT			BACK		SHIPPING	
Height	Width	Depth	Height	Width	Lbs	Cube
18.5"	18.5"	19.5"	16"	17.5"	20	4

Standard BLACK fabric: **\$285**

\*See below for custom fabric pricing.

### A-20C Low Back Mesh Visitor/Guest Armchair

- 4 legged rectangular tube frame
- High density, high resiliency foam cushions with waterfall seat edge design
- Standard with hard floor casters

SEAT			BACK		SHIPPING	
Height	Width	Depth	Height	Width	Lbs	Cube
18.5"	18.5"	19.5"	16"	17.5"	21	4

Standard BLACK fabric: **\$305**

\*See below for custom fabric pricing.

### A-20B Low Back Bar Height Mesh Visitor/Guest Armchair

- 4 legged rectangular tube frame
- High density, high resiliency foam cushions with waterfall seat edge design
- Non stackable

SEAT			BACK		SHIPPING	
Height	Width	Depth	Height	Width	Lbs	Cube
29"	18.5"	19.5"	16"	17.5"	29	5

Standard BLACK fabric: **\$410**

\*See below for custom fabric pricing.

PRICES	GR1	GR2	GR3	GR4	GR5	GR6	LEATHER
Custom fabric upholstery (Applies to seat only)							
A-20	\$370	\$385	\$404	\$421	\$438	\$456	\$521
A-20C	\$390	\$405	\$424	\$441	\$458	\$476	\$541
A-20B	\$495	\$510	\$529	\$546	\$563	\$581	\$646





## ACTIV™ SERIES - EXECUTIVE/BOARDROOM

- Pneumatic seat height adjustment
- Built in lumbar support

### A-608M High Back Leather Knee Tilter

- Black, soft, top-grain leather
- Knee-tilt with tension adjustment and 5 position lockout
- Upholstered armrests in durable polyurethane

SEAT			BACK		SHIPPING	
Height	Width	Depth	Height	Width	Lbs	Cube
18-21.75"	20.5"	20"	26.5"	20"	50	7

BLACK leather: **\$735**



### A-604 High Back Executive Leather-Like Syncro-Knee Tilter

- Black, leather-like soft touch fabric
- Synchro-tilt multi position lock, tilt-tension adjustment
- Integral headrest
- Height adjustable arms, with aluminum base

SEAT			BACK		SHIPPING	
Height	Width	Depth	Height	Width	Lbs	Cube
17.25-20"	19.25"	18"	28"	17.75"	41	6

BLACK leather-like fabric: **\$600**



### A-631B & A-631E High Back Executive Leather-Like Tilter

- Black or Brown, leather like soft touch fabric with perforated seating surfaces
- Tilt feature with tension adjustment and upright tilt lockout
- Upholstered armrests in durable polyurethane

SEAT			BACK		SHIPPING	
Height	Width	Depth	Height	Width	Lbs	Cube
19-22"	21"	20.5"	29"	21"	45	7

A-631B: BLACK leather-like fabric: **\$545**

A-631E: BROWN leather-like fabric: **\$545**

## ACTIV™ SERIES

- Pneumatic seat height adjustment

### A-128 Mid Back Leather-Like Tilter

- Black, leather-like soft touch leather like fabric with a stitch pattern back
- Tilt feature with tension adjustment and upright lockout
- Built in lumbar support
- Fixed style loop armrests

SEAT			BACK		SHIPPING	
Height	Width	Depth	Height	Width	Lbs	Cube
18-21"	20.5"	20"	26.5"	20"	27	5

BLACK leather-like fabric: **\$289**



### A-618 Mid Back Leather-Like Tilter

- Black, leather-like soft touch fabric with detailed stitch pattern
- Tilt feature with tension adjustment and upright lockout
- Built in lumbar support
- Fixed style loop armrests

SEAT			BACK		SHIPPING	
Height	Width	Depth	Height	Width	Lbs	Cube
19-22"	21.75"	21"	24"	21.5"	44	6

BLACK leather-like fabric: **\$535**



### A-601BLK & A-601RED High Back Faux Leather Simple Tilter

- Black or Red, leather-like soft touch fabric
- Tilt tension adjustment
- Standard black base and carpet casters
- Fixed padded loop armrests

SEAT			BACK		SHIPPING	
Height	Width	Depth	Height	Width	Lbs	Cube
19-22"	21"	20.5"	29"	21"	36	6

A-601BLK: BLACK faux leather: **\$389**

A-601RED: RED faux leather: **\$389**



# ACTIV™ STAXX™ SERIES

ACTIV™  
STAXX™



NK-03





# ACTIV™ STAXX™ SERIES

- Functional and versatile
- Can be stacked 10 high or nested for storage (armless)
- Integrated carrying handle molded in the underside of seat
- Ganging connectors are integrated into the frame
- Optional casters, optional armrests and optional tablet
- Non-stackable & non-nestable with armrests or tablet
- **Red no longer available**

## Nesting Chairs

**NK-03:** Black glides, black plastic seat and back

**NK-03-G:** Black glides, grey plastic seat and back

SEAT			BACK		SHIPPING	
Height	Width	Depth	Height	Width	Lbs	Cube
17.5"	17"	16.5"	17"	17"	1-4/box	14

**NK-03 BLACK**      **\$354**

**NK-03-G GREY**      **\$364**

### OPTIONS

A \$42 Armrest Kit	C \$20 Carpet Casters
	

## NK-03-BLK-UP Upholstered Chair

- Black frame, black glides and black upholstered seat

SEAT			BACK		SHIPPING	
Height	Width	Depth	Height	Width	Lbs	Cube
17.5"	17"	16.5"	17"	17"	1-4/box	14

Standard BLACK:      **\$382**

\*See below for custom fabric pricing.

PRICES	GR1	GR2	GR3	GR4	GR5	GR6
<b>NK-03-BLK-UP</b>	\$452	\$467	\$486	\$503	\$520	\$538

## NK-03-TAB Tablet (Option)

- Can be added to all of the above styles
- Standard lift and lock tablet for right handed users
- Arms can also be added to the combo
- Fixed style armrests
- Pull-out drink and pen holder
- Chairs cannot be stacked with tablet option
- Weight capacity 20kg.

**TAB:**      **Add \$144** (Includes 1 arm for mounting)

**TAB-A:**      **Add \$164** (Includes 2 arms/1 with tablet)



Shown with **Optional** Tablet



Note: Weight and dimensions change based on your configuration.



#### COLOUR OPTION

LIGHT GREY (LGY) - ADD \$28



Please specify colour code.



#### COLOUR OPTION

LIGHT GREY (LGY) - ADD \$28



Please specify colour code.

## MaxX StaxX™ SERIES

- 4 legged elliptical frame
- Injection molded fiber reinforced black polypropylene seat and backrest
- Integrated handle

### Stacking Chair

**A-118:** Armless + Stack 12 high on the optional dolly

**A-118A:** Armchair, fixed armrests + Stack 12 high on the optional dolly

SEAT			BACK		SHIPPING	
Height	Width	Depth	Height	Width	Lbs	Cube
17.25"	17"	16"	14"	16.75"	14/chr	15-3/box

**A-118:** Standard **BLACK** seat & back: **\$199**

**A-118A:** Standard **BLACK** seat & back: **\$209**

### OPTIONS

C \$25 Carpet Casters	CPS \$31 Hard Floor Casters Set of 4	GANGING CLAMPS \$35 2 per box	A-MXDY \$259 Dolly

### Upholstered Seat Stacking Chair

**A-118-US:** Armless + Stack 10 high on the optional dolly

**A-118A-US:** Armchair, fixed armrest + Stack 10 high on the optional dolly

SEAT			BACK		SHIPPING	
Height	Width	Depth	Height	Width	Lbs	Cube
17.25"	17"	16"	14"	16.75"	16/chr	15-3/box

**A-118-US:** Standard **BLACK** upholstered seat & plastic back: **\$255**

**A-118A-US:** Standard **BLACK** upholstered seat & plastic back: **\$265**

### OPTIONS

C \$25 Carpet Casters	CPS \$31 Hard Floor Casters Set of 4	GANGING CLAMPS \$35 2 per box

PRICES	GR1	GR2	GR3	GR4	GR5	GR6
<b>A-118-US</b>	\$305	\$320	\$339	\$356	\$373	\$391
<b>A-118A-US</b>	\$315	\$330	\$349	\$366	\$383	\$401

MaxX StaxX™ SERIES

- Bar height stool with 4 legged elliptical frame
- Injection molded fiber reinforced black polypropylene seat and backrest
- Integrated handle

Bar Height Chair

- A-118B: Armless
- A-118BA: Armchair, fixed armrests

SEAT			BACK		SHIPPING	
Height	Width	Depth	Height	Width	Lbs	Cube
30.25"	17"	16"	14"	16.75"	18/chr	27-3/box

- A-118B Standard BLACK seat & back: \$389
- A-118BA Standard BLACK seat & back: \$399



COLOUR OPTION

LIGHT GREY (LGY) - ADD \$28



Please specify colour code.

Upholstered Seat Bar Height Chair

- A-118B-US: Armless
- A-118BA-US: Armchair, fixed armrests

SEAT			BACK		SHIPPING	
Height	Width	Depth	Height	Width	Lbs	Cube
30.75"	17"	16"	14"	16.75"	19/chr	27-3/box

- A-118B-US: Standard BLACK seat & back \$439
- A-118BA-US: Standard BLACK seat & back \$449



COLOUR OPTION

LIGHT GREY (LGY) - ADD \$28



Please specify colour code.

PRICES	GR1	GR2	GR3	GR4	GR5	GR6
A-118B-US	\$489	\$504	\$523	\$540	\$557	\$575
A-118BA-US	\$499	\$514	\$533	\$550	\$567	\$585



A-114/A-116 DOLLY

A-114DY \$369 Dolly



AVAILABLE COLOURS - A-116 only



DOLLY OPTIONS

TL1 \$239 Dolly



TL2 \$199 Storage



## TABLE HEIGHT STACKING CHAIRS

### Economical Stackable Seating

- Ideal for conference, guest, lunchroom, and occasional seating
- Sturdy construction and contemporary design
- 12mm chrome steel frame with nylon glides
- Plastic seat and backrest, available in black (BLK) or white (WHT)
- **5 per box**
- Stacks 15 on dolly (sold separately)

**A-114:** Stackable chair **\$189 ea**

**A-114US:** Upholstered stackable chair (Standard black) **\$209 ea**

SKU	SEAT			BACK		SHIPPING	
	Height	Width	Depth	Height	Width	Lbs	Cube
A-114	18"	16"	17"	15"	17"	12-60	12/5 pcs
A-114US	18"	16"	17"	15"	17"	15-75	15/5 pcs

PRICES	GR1	GR2	GR3	GR4	GR5	GR6
A-114US	\$259	\$274	\$293	\$310	\$327	\$345

### Stacking Chairs

- Seat and back made of polypropylene & fiberglass
- Easy snap together assembly, no screws required
- 12mm metal chrome sled base legs with nylon ganging glides included
- Plastic seat and backrest

**A-116:** Stacks 10 on floor, 16 on dolly (sold separately), black, grey, white, blue **\$155 ea**

**A-116US:** Upholstered seat, stacks 5 on floor, 15 on dolly, (Standard black) **\$165 ea**

SKU	SEAT			BACK		SHIPPING	
	Height	Width	Depth	Height	Width	Lbs	Cube
A-116	17.25"	16.75"	18"	13.75"	17.5"	14.50-60	7/4 pcs
A-116US	17.25"	16"	17"	13.75"	17.5"	16.5-66	7/4 pcs

PRICES	GR1	GR2	GR3	GR4	GR5	GR6
A-116US	\$215	\$230	\$249	\$266	\$283	\$301

## BANQUET STACKERS

- Eight bumpers protect frames when stacking
- Standard black with grey vein powder coated 4 legged frame

### A-117V/A-117F Armless Banquet Stacker

- Stacks up to 10 high on your floor or choice of two optional dollies
- Black vinyl seat and back or black fabric seat and back
- Ganging option available

SEAT			BACK		SHIPPING	
Height	Width	Depth	Height	Width	Lbs	Cube
19"	15"	15.5"	20"	18"	12.5 ea	15-3/box

**A-117V/A-117F Black Vinyl/BlackFabric:** **\$129**  
**Ganging Clamp Set:** **Add \$12**

Note: 40 pcs/pallet  
 48" x 40" x 80" skid  
 600 lbs/skid

### A-217 Armless Banquet Stacker

- Stacks up to 5 high on your floor or choice of two optional dollies
- Black vinyl seat and back

SEAT			BACK		SHIPPING	
Height	Width	Depth	Height	Width	Lbs	Cube
18.5"	17"	18"	18.5"	17.25"	12.5 ea	15-3/box

**Black Vinyl Seat/Back:** **\$229**



## ACTIV™ SOFT SEATING SERIES

- Upholstered in soft leather with sophisticated stitch detail
- Excellent for reception areas, meeting rooms and private club use
- The perfect complement to a reception station or anywhere you want to make people feel welcome and comfortable
- Smooth lines, thick seat cushion, wooden legs
- Easy assembly

### A-304-1 Club Chair

SEAT			BACK		SHIPPING		OVERALL DIMENSIONS			
Height	Width	Depth	Height	Width	Lbs	Cube	Height	Width	Depth	
17.5"	22"	20.5"	15"	21"	50	13	29"	32"	30"	

BLACK leather upholstered: **\$979**



### A-304-2 2 Seater Chair

SEAT			BACK		SHIPPING		OVERALL DIMENSIONS			
Height	Width	Depth	Height	Width	Lbs	Cube	Height	Width	Depth	
17.5"	41"	20.5"	15"	40.5"	68	20	29"	51.5"	30"	

BLACK leather upholstered: **\$1,439**



### A-304-3 3 Seater Chair

SEAT			BACK		SHIPPING		OVERALL DIMENSIONS			
Height	Width	Depth	Height	Width	Lbs	Cube	Height	Width	Depth	
17.5"	61"	20.5"	15"	40.5"	88	27	29"	71.5"	30"	

BLACK leather upholstered: **\$1,939**



## ACTIV™ SOFT SEATING SERIES



### A-302 Side Chair

- Seat offers a fresh angular look
- Black or grey bonded leather seat and back
- Black coated legs & black glides
- Comfortable and durable foam padding

SEAT			BACK		SHIPPING	
Height	Width	Depth	Height	Width	Lbs	Cube
18"	18"	18"	17.25"	20"	27	4

A-302: **\$279**

A-302G: **\$279**



### A-306-C Mid Back Club Chair

- Fresh style "Hair pin" leg design
- Intergrated fabric armrests
- Comfortable and durable foam padding
- Waterfall seat front design
- Hardwood frame
- Ships ready to assemble
- Matching ottoman available
- Dark grey standard fabric, more colours available (min 20pcs order)

### A-306-C Chair

SEAT			BACK		SHIPPING	
Height	Width	Depth	Height	Width	Lbs	Cube
16"	17"	16"	14"	16.75"	34	13

A-306-C: **\$559**

### A-306-O Ottoman

DIMENSIONS			SHIPPING	
Height	Width	Depth	Lbs	Cube
15.5"	19.5"	17"	13	2

A-306-O: **\$139**

73-74	Shoptech Guide
75-82	Industrial Chairs and Stools
83-84	ESD Chairs and Stools
85	Aspen Industrial Chairs
86	Cierra Industrial Chairs

**SHOPTECH**  
series



250-03HD





## HEALTHCARE AND INDUSTRIAL SEATING FROM HORIZON

The Shoptech Series from HORIZON is designed for the specific and varied needs within an industrial or health care setting including ESD (electrostatic dissipative), clean rooms and wipe down applications. With high quality components and products suited for virtually any application, HORIZON is your partner for ergonomic comfort and productivity. Shoptech seating has the solution for your medical lab, production floor, shipping office, dispatch centre and a variety of other environments.

### ESD (Electrostatic Dissipating) Seating

ESD seating from HORIZON is designed and built to exacting standards and thoroughly tested at several stages of construction and assembly. This ensures operator safety as well as protection from the buildup and release of static electricity. Industry experts estimate the actual cost of electrostatic discharge damage to the electronics industry as running into the billions of dollars annually. Electrostatic discharge affects production yields, manufacturing costs, product quality, product reliability and ultimately, profitability. Look for the “ESD” symbol to identify ESD seating models.



### ESD Electrostatic Dissipative

ESD seating is designed for use as part of an overall ESD control program in areas where control of static electricity is crucial. ESD seating products are engineered to control discharge of static electricity by “wicking” static away from the user, sensitive electronic components and volatile chemicals and materials. ESD environments typically include wrist straps, work surfaces, footwear and flooring designed and engineered to ground and eliminate static buildup.

### 24 Hour, Multi-Shift Task Chair

Horizon 24 hour, multi-shift chairs can handle continuous sitting, 24 hours a day, 7 days a week. Plus, they can handle weight capacities of up to 400 lbs. The multiple ergonomic adjustments allow incredible custom configuration, for complete and total comfort 24 hours a day. Great for control centres, hospitals and police stations. Look for the 24-Hour symbol to identify 24-hour seating models.



### 24 Hour, Multi-Shift

Seating designed for 24 hour or multi-shift use is specially constructed using heavy-duty components and materials in order to withstand intensive use. Applications include: dispatch, control rooms, security stations, police/fire/ambulance stations, etc. These chairs feature extra heavy duty multi-tilt mechanism, seat slider, heavy duty base and casters, injection molded foam cushions and vinyl protective edging on backrest cushion.

## CLEAN ROOM SEATING

Shoptech seating from HORIZON offers many models and options designed to suit the various requirements of “Wipe Down” and “Clean Room” applications. Shoptech seating is designed to be used as part of an overall clean room program. Clean rooms are environments in which the air supply, materials, equipment as well as the way personnel dress and function are all regulated to control airborne particles. Air cleanliness is maintained at super clean levels that can be measured to meet specific standards. Look for the symbols below to identify the appropriate product for your needs. Contact your HORIZON representative for additional information.



### Wipe Down

Molded polyurethane surfaces on these chairs and stools are easy to access and clean. For use in areas where seating is subject to regular and thorough cleanup of contaminants such as dust, dirt, particulate, liquid spills, etc. (areas where upholstered cushions are not acceptable/practical). Applications include healthcare, laboratories, pharmaceutical, food service, dry goods (food related) manufacturing, etc.



### Clean Room Class 1000

Seating designed for this application is highly cleanable and minimizes environmental contamination (the release or harboring of dust and particles from cushioning materials, etc.). Class 1000 is a less intensive clean room classification. Applications include health care, test/lab facilities, film processing/manufacturing and clean manufacturing environments such as paint and finishing areas. Air is usually controlled and filtered in these environments. Worker uniforms would typically include lab coats, gloves and overshoes or a change of footwear.



### Clean Room Class 100

Seating designed for this application is highly cleanable and meets a more intensive standard for environmental contamination. Cushions are polyurethane or vinyl upholstered with vinyl covered seat bottoms and integrated filters. Polished aluminum bases are standard. Applications include pharmaceutical, biomedical, health care, microelectronic, etc. Air quality is routinely monitored and controlled in these environments. Worker uniforms would include hair nets, gowns, face masks, foot coverings and gloves.



## 2700 STOOL SHOPTECH SERIES FROM HORIZON


- Extra wide, ergonomically designed seat and backrest
- Height adjustable gas lift action
- Three different control mechanisms
- Seat and backrest in hardwearing cushioned polyurethane
- Standard with premium hard floor casters



2700-14-SK



2700-14 shown



#### OPTIONS

WT \$140 Height, Width	TB-26 \$229 26" Tubular Base, 9" Height Increase

## SHOPTECH™ SERIES

- Pneumatic soft descent seat height adjustment
- Contoured, black polyurethane seat and back
- Standard with premium hard floor casters

### Low Back Chair

**2700-12:** Task chair + Height and depth adjustable backrest

**2700-14:** Posture task chair + Backrest height adjustment + Infinite position backrest angle adjustment

**2700-02:** Multi-tilter + Backrest height adjustment + Independent, infinite position back and seat angle adjustment with tilt lock control + Tilt-tension adjustment

SEAT			BACK		SHIPPING	
Height	Width	Depth	Height	Width	Lbs	Cube
15-20.5"	19"	18"	12"	16.5"	28	4

**2700-12:** **\$479**

**2700-14:** **\$545**

**2700-02:** **\$569**

**NOTE:** For Clean Room 100 "CR" option add \$115



2700-14-SK shown



#### OPTIONS

WT \$140 Height, Width

## SHOPTECH™ SERIES

- Pneumatic soft descent seat height adjustment
- Contoured, black polyurethane seat and back
- Standard with premium hard floor casters
- Height adjustable chromed footring

### Low Back Stool

**2700-12-SK:** Task Stool + Height and depth adjustable backrest

**2700-14-SK:** Posture Task Stool + Backrest height adjustment + Infinite position backrest angle adjustment

**2700-02-SK:** Multi-Tilter Stool + Backrest height adjustment + Independent, infinite position back and seat angle adjustment with tilt lock control + Tilt-tension adjustment

SEAT			BACK		SHIPPING	
Height	Width	Depth	Height	Width	Lbs	Cube
22-32"	19"	18"	12"	16.5"	35	4

**2700-12-SK:** **\$635**

**2700-14-SK:** **\$705**

**2700-02-SK:** **\$725**

**NOTE:** For Clean Room 100 "CR" option add \$115



## SHOPTECH™ SERIES

- Pneumatic soft descent seat height adjustment
- Contoured, black polyurethane seat and back
- Standard with premium hard floor casters

### Low Back Chair

**2000-12:** Task Chair + Height and depth adjustable backrest

**2000-14:** Posture Task Chair + Backrest height adjustment + Infinite position backrest angle adjustment

SEAT			BACK		SHIPPING	
Height	Width	Depth	Height	Width	Lbs	Cube
15-20.5"	18"	17"	12"	16.5"	28	4

**2000-12:** **\$493**

**2000-14:** **\$563**

**NOTE:** For Clean Room Class 100 "CR" option add \$115



2000-12 shown

### OPTIONS

ET \$122 Height Adjustable	TB-26 \$229 26" Tubular Base, 9" Height Increase

## SHOPTECH™ SERIES

- Pneumatic soft descent seat height adjustment
- Contoured, black polyurethane seat and back
- Standard with premium hard floor casters
- Height adjustable chromed footring

### Low Back Stool

**2000-12-SK:** Task Stool + Height and depth adjustable backrest

**2000-14-SK:** Posture Task Stool + Backrest height adjustment + Infinite position backrest angle adjustment

SEAT			BACK		SHIPPING	
Height	Width	Depth	Height	Width	Lbs	Cube
22-32"	18"	17"	12"	16.5"	35	4

**2000-12-SK:** **\$649**

**2000-14-SK:** **\$719**

**NOTE:** For Clean Room Class 100 "CR" option add \$115



2000-12-SK shown



### OPTIONS

ET \$122 Height Adjustable



2600-14 shown

**OPTIONS**

<b>WET \$140</b> (2600-14 & 02 Only) Height, Width	<b>TB-26 \$229</b> 26" Tubular Base, 9" Height Increase
	

# SHOPTECH™ SERIES

- Pneumatic soft descent seat height adjustment
- Contoured, black polyurethane seat and back
- Standard with premium hard floor casters

## Low Back Chair

- 2600-12:** Task chair + Height and depth adjustable backrest
- 2600-14:** Posture task chair + Backrest height adjustment + Infinite position backrest angle adjustment
- 2600-02:** Multi-tilter + Backrest height adjustment + Independent, infinite position back and seat angle adjustment with tilt lock control + Tilt-tension adjustment

SEAT			BACK		SHIPPING	
Height	Width	Depth	Height	Width	Lbs	Cube
15-20.5"	17"	18"	12"	16.5"	30	4

- 2600-12:** (ET arms only) **\$429**
- 2600-14:** (WET arms only) **\$519**
- 2600-02:** (WET arms only) **\$515**

**NOTE:** For Clean Room 100 "CR" option add \$115



2600-14-SK shown

**OPTIONS**

<b>WT \$140</b> (2600-14 & 02 Only) Height, Width


# SHOPTECH™ SERIES

- Pneumatic soft descent seat height adjustment
- Contoured, black polyurethane seat and back
- Standard with premium hard floor casters
- Height adjustable chromed footring

## Low Back Stool

- 2600-12-SK:** Task Stool + Height and depth adjustable backrest
- 2600-14-SK:** Posture Task Stool + Backrest height adjustment + Infinite position backrest angle adjustment
- 2600-02-SK:** Multi-Tilter Stool + Backrest height adjustment + Independent, infinite position back and seat angle adjustment with tilt lock control + Tilt-tension adjustment

SEAT			BACK		SHIPPING	
Height	Width	Depth	Height	Width	Lbs	Cube
22-32"	17"	18"	12"	16.5"	35	4

- 2600-12-SK:** (ET arms only) **\$606**
- 2600-14-SK:** (WT arms only) **\$696**
- 2600-02-SK:** (WT arms only) **\$689**

**NOTE:** For Clean Room 100 "CR" option add \$115

# SHOPTECH™ SERIES

## 099RX Low Back Medical Stool

- Foot activated pneumatic seat height adjustment
- Upholstered in black vinyl fabric
- Height and depth adjustable backrest
- Polished aluminum heavy-duty base and gas cylinder
- Standard with premium hard floor casters
- **Clean Room Class 100** standard

SKU	SEAT			BACK		SHIPPING		PRICE
	Height	Width	Depth	Height	Width	Lbs	Cube	
099RX-PC550	21-25.75"	16"	16"	6"	14"	25	7	\$1,110
099RX-PC775	23-30.5"	16"	16"	6"	14"	25	7	\$1,119
099RX-PC1000	27-37"	16"	16"	6"	14"	25	7	\$1,128



## 080 Heavy Duty Bench Stool

- Black polyurethane seat pan
- Black steel frame and footring with heavy-duty non slip glides

SEAT			SHIPPING	
Height	Width	Depth	Lbs	Cube
31"	14"	14"	15	9

**\$329** NOTE: Other heights (18" and 25") available by special order



## 081 Heavy Duty Bench Stool

- Black polyurethane seat pan with built-in handle
- Black steel frame and footring with heavy-duty non slip glides

SEAT			BACK		SHIPPING	
Height	Width	Depth	Height	Width	Lbs	Cube
31"	14"	14"	4"	6"	15	9

**\$335** NOTE: Other heights (18" and 25") available by special order



## SHOPTECH™ SERIES



### 082 Heavy Duty Bench Stool

- Upholstered, vinyl seat pan
- Black steel frame and footring with heavy-duty non slip glides

SEAT			SHIPPING	
Height	Width	Depth	Lbs	Cube
32.5"	14"	14"	15	9

**\$345** NOTE: Other heights (20" and 27") available by special order



#### OPTIONS



### 2500-PC550 & 2500-PC775 Work Stool

- Black polyurethane "tractor" style seat pan
- Pneumatic, soft descent seat height adjustment
- Standard with premium hard floor casters

SKU	SEAT			SHIPPING		PRICE
	Height	Width	Depth	Lbs	Cube	
<b>2500-PC550</b>	16-21.5"	19"	14"	20	3	<b>\$309</b>
<b>2500-PC775</b>	19-26.75"	19"	14"	20	3	<b>\$355</b>

NOTE: For Clean Room 100 "CR" option add \$115



#### OPTIONS



### 2200-PC550, 2200-PC775 & 2200-PC1000 Work Stool

- Black polyurethane seat pan
- Pneumatic, soft descent seat height adjustment
- Standard with premium hard floor casters

SKU	SEAT			SHIPPING		PRICE
	Height	Width	Depth	Lbs	Cube	
<b>2200-PC550</b>	14-19.5"	13.5"	13.5"	19	3	<b>\$255</b>
<b>2200-PC775</b>	18.25-25.5"	13.5"	13.5"	19	3	<b>\$281</b>
<b>2200-PC1000</b>	20.75-30.75"	13.5"	13.5"	19	3	<b>\$281</b>

NOTE: For Clean Room 100 "CR" option add \$115

## SHOPTECH™ SERIES

### 095-PC550, 095-PC775 & 095-PC1000 Multi-Use Stool

- High density foam upholstered seat
- Pneumatic, soft descent seat height adjustment
- Standard with premium hard floor casters

SKU	SEAT			SHIPPING	
	Height	Width	Depth	Lbs	Cube
095-PC550	15.75-21.25"	14"	14"	17	3
095-PC775	20-27.25"	14"	14"	17	3
095-PC1000	22.5-32.5"	14"	14"	17	3

NOTE: For large 16" diameter specify "LD" and add \$18  
 For Edge Banded seat specify "EB" and add \$45  
 For Clean Room Class 100 "CR" option add \$115

PRICES	GR1	GR2	GR3	GR4	GR5	GR6
095-PC550	\$245	\$253	\$264	\$276	\$289	\$323
095-PC775/PC1000	\$289	\$297	\$308	\$320	\$333	\$367



#### OPTIONS



### 097-PC550, 097-PC775 & 097-PC1000 Multi-Use Stool

- High density foam upholstered seat and backrest
- Pneumatic, soft descent seat height adjustment
- Standard with premium hard floor casters
- Back is height and depth adjustable

SKU	SEAT			BACK		SHIPPING	
	Height	Width	Depth	Height	Width	Lbs	Cube
097-PC550	15.75-21"	16"	16"	6"	14"	25	4
097-PC775	20-27.25"	16"	16"	6"	14"	25	4
097-PC1000	22.5-32.5"	16"	16"	6"	14"	25	4

NOTE: For Edge Banded seat specify "EB" and add \$45  
 For Clean Room Class 100 "CR" option add \$115

PRICES	GR1	GR2	GR3	GR4	GR5	GR6
097-PC550	\$350	\$368	\$389	\$414	\$452	\$481
097-PC775/PC1000	\$394	\$412	\$433	\$458	\$496	\$525



#### OPTIONS



### HC097-PC550, 097-PC775 & 097-PC1000 Multi-Use Stool

- High density foam with one-piece molded polyurethane backrest
- Pneumatic, soft descent seat height adjustment
- Standard with premium hard floor casters
- Back is height and depth adjustable

SKU	SEAT			BACK		SHIPPING	
	Height	Width	Depth	Height	Width	Lbs	Cube
HC097-PC550	15.75-21"	16"	16"	12"	16.5"	25	4
HC097-PC775	20-27.25"	16"	16"	12"	16.5"	25	4
HC097-PC1000	22.5-32.5"	16"	16"	12"	16.5"	25	4

NOTE: EB Edge Banded seat standard  
 For Clean Room Class 100 "CR" option add \$115

PRICES	GR3	GR6
HC097-PC550	\$525	\$595
HC097-PC775/PC1000	\$565	\$636



#### OPTIONS





## SHOPTECH™ SERIES



### OPTIONS

TB-26 \$229

26" Tubular Base, 9" Height Increase



### 2300-PC775 & 2300-PC1000 Sit/Stand Stool

- Black polyurethane seat pan
- 10° infinite lock seat forward angle
- Standard with caster height glides

SKU	SEAT			BACK		SHIPPING		PRICE
	Height	Width	Depth	Height	Width	Lbs	Cube	
2300-PC775	19.25-26.5"	13"	9.5"	5"	6"	18	3	\$369
2300-PC1000	21.5-31.5"	13"	9.5"	5"	6"	18	3	\$369

NOTE: For Clean Room 100 "CR" option add \$115



### OPTIONS

TB-26 \$229

26" Tubular Base, 9" Height Increase



### 2301-PC550, 2301-PC775 & 2301-PC1000 Sit/Stand Stool

- Black polyurethane seat pan
- Standard with caster height glides

SKU	SEAT			BACK		SHIPPING		PRICE
	Height	Width	Depth	Height	Width	Lbs	Cube	
2301-PC550	14-19.5"	13"	9.5"	4"	6"	18	4	\$235
2301-PC775	18.25-25.5"	13"	9.5"	4"	6"	18	4	\$269
2301-PC1000	20.75-30.75"	13"	9.5"	4"	6"	18	4	\$269

NOTE: For Clean Room 100 "CR" option add \$115



### OPTIONS

TB-26 \$229

26" Tubular Base, 9" Height Increase




### 2302-PC550, 2302-PC775 & 2302-PC1000 Sit/Stand Stool

- Black polyurethane seat pan
- 10° infinite lock seat forward angle
- Standard with premium hard floor casters
- The saddle seat seating position straightens and strengthens the spine. This relieves pressure on the discs and eases back pain.

SKU	SEAT			BACK		SHIPPING		PRICE
	Height	Width	Depth	Height	Width	Lbs	Cube	
2302-PC550	15.5-21"	16.5"	13.5"	N/A	N/A	25	4	\$329
2302-PC775	20-27.25"	16.5"	13.5"	N/A	N/A	25	4	\$363
2302-PC1000	22.25-32.25"	16.5"	13.5"	N/A	N/A	25	4	\$363

NOTE: For Clean Room 100 "CR" option add \$115

## SPECIALIZED SEATING



### ESD (Electrostatic Dissipating) Seating

Horizon's ESD seating is designed for use as part of an overall ESD control program in areas where control of static electricity is crucial. ESD seating products are engineered to control discharge of static electricity by "wicking" static away from the user,

sensitive electronic components and volatile chemicals and materials. ESD environments typically include wrist straps, work surfaces, footwear and flooring designed and engineered to ground and eliminate static buildup.

### ESD CHAIRS

- Pneumatic soft descent seat height adjustment
- Backrest height adjustment
- Independent, infinite position back and seat angle adjustment with tilt lock control
- Tilt-tension adjustment
- Forward seat tilt lock control
- Injection molded seat cushion with high quality conductive fabric or vinyl
- Five-legged aluminum base for great stability and highly reliable electrostatic discharge
- ESD hard floor castors, coated with conductive urethane
- Stool Kit option with adjustable footring and chromed gas cylinder

#### Mid Back Multi-Tilter

**650ESD-01:** Forward seat tilt lock

#### Mid Back Posture Task (Non-Tilter)

**650ESD-14:** Seat Height + Backrest height & angle adjustments only

SKU	SEAT			BACK		SHIPPING		PRICE	
	Height	Width	Depth	Height	Width	Lbs	Cube	ESD Fabric	ESD Vinyl
<b>650ESD-01</b>	19-24.5"	19"	18"	18"	18"	40, 80	18-25/1-2 box	<b>\$1,255</b>	<b>\$1,255</b>
<b>650ESD-01-SKE-PC775</b>	20.25-27.75"	19"	18"	18"	18"	40, 80	18-25/1-2 box	<b>\$1,445</b>	<b>\$1,445</b>
<b>650ESD-14</b>	19-24.5"	19"	18"	18"	18"	40, 80	18-25/1-2 box	<b>\$1,175</b>	<b>\$1,175</b>
<b>650ESD-14-SKE-PC775</b>	20.25-27.75"	19"	18"	18"	18"	40, 80	18-25/1-2 box	<b>\$1,365</b>	<b>\$1,365</b>
<b>650ESD-14-SKE-PC1000</b>	24.25-34.25"	19"	18"	18"	18"	40, 80	18-25/1-2 box	<b>\$1,365</b>	<b>\$1,365</b>

#### Mid Back Multi-Tilter

**660ESD-01:** Forward seat tilt lock

#### Mid Back Posture Task (Non-Tilter)

**660ESD-14:** Seat Height + Backrest height & angle adjustments only

SKU	SEAT			BACK		SHIPPING		PRICE	
	Height	Width	Depth	Height	Width	Lbs	Cube	ESD Fabric	ESD Vinyl
<b>660ESD-01</b>	19-24.5"	20"	19"	24"	19"	40, 80	18-25/1-2 box	<b>\$1,275</b>	<b>\$1,275</b>
<b>660ESD-01-SKE-PC775</b>	20.25-27.75"	20"	19"	24"	19"	40, 80	18-25/1-2 box	<b>\$1,465</b>	<b>\$1,465</b>
<b>660ESD-14</b>	19-24.5"	20"	19"	24"	19"	40, 80	18-25/1-2 box	<b>\$1,190</b>	<b>\$1,190</b>
<b>660ESD-14-SKE-PC775</b>	20.25-27.75"	20"	19"	24"	19"	40, 80	18-25/1-2 box	<b>\$1,380</b>	<b>\$1,380</b>
<b>660ESD-14-SKE-PC1000</b>	24.25-34.25"	20"	19"	24"	19"	40, 80	18-25/1-2 box	<b>\$1,380</b>	<b>\$1,380</b>

**NOTE:** All ESD chairs ship fully assembled. Armrests now available in conductive and non-conductive options and must be factory installed. Please visit [www.horizon-furniture.com](http://www.horizon-furniture.com) for ESD fabric choices. Make sure to specify fabric choice in the chair code when ordering.

#### NON-CONDUCTIVE OPTIONS

AAT \$140 Height Adjust  
WAAT \$158 Width



AT \$122 Height Adjust  
WT \$140 Width



#### CONDUCTIVE

FT-ESD \$199  
Fixed Arm



650ESD-01



650ESD-01-SKE



660ESD-01 shown with non-conductive arms



## ESD ELECTROSTATIC DISSIPATING SEATING

- Pneumatic soft descent seat height adjustment
- Contoured, black polyurethane seat and back
- Polished aluminum base and chromed gas cylinder
- Made from high quality conductive polyurethane
- Five-legged aluminum base for great stability and highly reliable electrostatic discharge
- ESD hard floor castors, coated with conductive urethane

### Low Back Task Chair

**2000ESD-14:** Posture Task Chair + Backrest height adjustment + Infinite position backrest angle adjustment

SEAT			BACK		SHIPPING	
Height	Width	Depth	Height	Width	Lbs	Cube
15-20.5"	18"	17"	12"	16.5"	30, 60	18-25/1-2 boxes

**2000ESD-14:** **\$999**

**NOTE: All ESD chairs ship fully assembled.**



### Low Back Stool

**2000ESD-14-SKE:** Posture Task Chair + Backrest height adjustment + Infinite position backrest angle adjustment + Polished aluminum base, chromed foot ring and gas cylinder

SEAT			BACK		SHIPPING	
Height	Width	Depth	Height	Width	Lbs	Cube
22-32	18"	17"	12"	16.5"	40, 80	18-25/1-2 boxes

**2000ESD-14-SKE:** **\$1,171**

## ASPEN™ INDUSTRIAL SERIES

- Pneumatic soft descent seat height adjustment
- Independent, infinite position back and seat angle adjustment with tilt lock control
- Tilt-tension adjustment
- Forward seat tilt lock control
- Injection molded seat cushion
- Backrest edge guard protection, industrial grade “concept” fabric or vinyl
- Heavy duty base and gas cylinder and premium hard floor casters

### Mid Back Multi-Tilter Chair

**IND400-01:** Multi-tilter

**IND400-03:** Side activated seat depth adjustment (seat slider)

### Mid Back Posture Task Chair

**IND400-14:** Seat Height + Backrest height & angle adjustments only

SEAT			BACK		SHIPPING	
Height	Width	Depth	Height	Width	Lbs	Cube
19-23.75"	19"	18"	19"	19"	40	8

PRICES	IND FABRIC	IND VINYL	CLEAN ROOM Class 1000	CLEAN ROOM Class 100
IND400-01	\$711	\$699	\$974	\$1,136
IND400-03	\$711	\$699	\$974	\$1,136
IND400-14	\$630	\$618	\$893	\$1,055



**IND400-03**  
shown with optional  
KAT armrests



### High Back Multi-Tilter Chair

**IND480-01:** Multi-tilter

**IND480-03:** Side activated seat depth adjustment (seat slider)

### High Back Posture Task Chair

**IND480-14:** Seat Height + Backrest height & angle adjustments only

SEAT			BACK		SHIPPING	
Height	Width	Depth	Height	Width	Lbs	Cube
19-23.75"	20"	19"	24"	19"	43	10

PRICES	IND FABRIC	IND VINYL	CLEAN ROOM Class 1000	CLEAN ROOM Class 100
IND480-01	\$734	\$723	\$998	\$1,160
IND480-03	\$734	\$723	\$998	\$1,160
IND480-14	\$655	\$644	\$919	\$1,081



**IND480-03**  
shown with optional  
KAT armrests



### ARMREST OPTIONS

AAT \$140 Height Adjust WAAT \$158 Adds Width	TAT \$138 Height, Telescope, Lateral In/Out	AT \$122 Height Adjust WT \$140 Adds Width	MAT \$181 Height, Width Telescope, Lateral In/Out WMAT \$199 Adds Width

See page 46 for more arm options.



IND660-03  
shown with optional  
TAT armrests

## CIERRA™ INDUSTRIAL SERIES

- Pneumatic soft descent seat height adjustment
- Independent, infinite position back and seat angle adjustment with tilt lock control
- Tilt-tension adjustment
- Forward seat tilt lock control
- Injection molded seat cushion
- Backrest edge guard protection, industrial grade "Concept II" fabric or vinyl
- Heavy duty base and gas cylinder and premium hard floor casters

### Mid Back Multi-Tilter Chair

**IND660-01:** Multi-tilter

**IND660-03:** Side activated seat depth adjustment (seat slider)

### Mid Back Posture Task Chair

**IND660-14:** Seat Height + Backrest height & angle adjustments only

SEAT			BACK		SHIPPING	
Height	Width	Depth	Height	Width	Lbs	Cube
19-23.75"	20"	19"	24"	19"	40	9

PRICES	IND FABRIC	IND VINYL	CLEAN ROOM Class 1000	CLEAN ROOM Class 100
IND660-01	\$764	\$752	\$1,027	\$1,189
IND660-03	\$764	\$752	\$1,027	\$1,189
IND660-14	\$668	\$656	\$931	\$1,093



IND670-03  
shown with optional  
TAT armrests

### High Back Multi-Tilter Chair

**IND670-01:** Multi-tilter

**IND670-03:** Side activated seat depth adjustment (seat slider)

### High Back Posture Task Chair

**IND670-14:** Seat Height + Backrest height & angle adjustments only

SEAT			BACK		SHIPPING	
Height	Width	Depth	Height	Width	Lbs	Cube
19-23.75"	20"	19"	27.5"	19"	43	10

PRICES	IND FABRIC	IND VINYL	CLEAN ROOM Class 1000	CLEAN ROOM Class 100
IND670-01	\$796	\$784	\$1,059	\$1,221
IND670-03	\$796	\$784	\$1,059	\$1,221
IND670-14	\$693	\$681	\$956	\$1,118

### ARMREST OPTIONS

AAT \$140 Height Adjust WAAT \$158 Adds Width	TAT \$138 Height, Telescope, Lateral In/Out	AT \$122 Height Adjust WT \$140 Adds Width	MAT \$181 Height, Width Telescope, Lateral In/Out WMAT \$199 Adds Width

See page 46 for more arm options.



# Index



## Ergonomic Computer Accessories (ECA)

**88-93** Articulating Keyboard Systems

**94** Specialty Keyboard Arms

## Build Your Own Keyboard System

**95** Step 1: Articulating Arms

**96** Step 2: Keyboard Trays

**97** Step 3: Mouse Supports

**97** Step 4: Wrist Rest / Supports

**98** Keyboard Drawers

## Monitor Arm Supports

**102-104** Concerto Arm Components

**105-106** Tempo

**107-108** Xtend

## ActivErgo

**109-111** Monitor Supports

**112** Tablet Holders

## Accessories

**113** Document Holder, Corner Maker  
Grommets, Tablet/Laptop Mount,  
Anti-Fatigue Standing Mat,  
Adjustable Footrest

**114** CPU Holders

## Height Adjustable Tables

**115** Activstand-Quick Reference Guide

**116** Single Leg Height Adjustable Tables

**117-118** Height Adjustable Tables Bases

## GOYA

**119** SSW02, SSW42, SSW42C

**120** SSW06, SSW08

**121-122** Height Adjustable Table Accessories

## Warranty

**123** Condition of Sale/General Info

**124** General Warranty

**124** Activ Warranty

**124** ECA Warranty

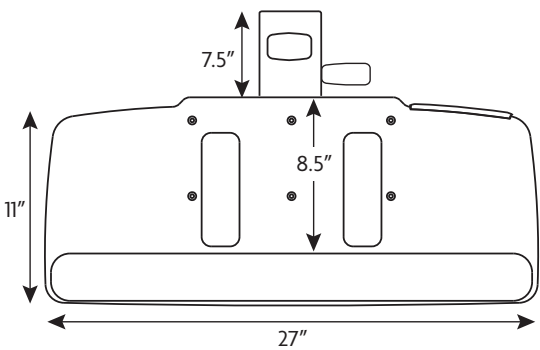
## Environmental Policy

**125-127** Corporate Philosophy

**ERGONOMIC  
COMPUTER  
accessories**

## ARTICULATING KEYBOARD SYSTEMS WITH LEGATO ARM

- Lift n' lock™ "leverless" height adjustment
- 8.88" height adjustment range of 2.38" above and 6.5" below worksurface
- Innovative dial tilt for quick and easy angle adjustment of +10° to -20°
- Tilt and height indicator displays present keyboard position
- Cable management system
- Low profile arm and tray maximizes knee clearance
- 21" smooth glide storage track
- 360° swivel mount



### EcoBoard 01

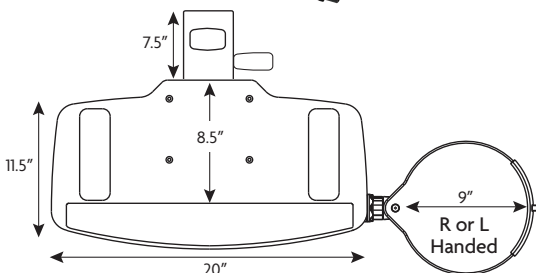
- Includes Legato Arm
- Complies to BIFMA/HFES, 100-2007 standards

#### Platform/Mouse

- 27" high density polyethylene platform with textured finish
- 45% recycled content by weight (post industrial content)
- 100% recyclable
- Removable 25.5" GelFoam palm/wrist support
- Mouse fence with cable manager
- Anti-skid pads keep keyboard in place
- Mouse friendly surface for right or left handed users

EB-01

\$524



100% recyclable  
45% recycled content by weight

### EcoBoard 02

- Includes Legato Arm
- Complies to BIFMA/HFES, 100-2007 standards

#### Platform/Mouse

- 20" high density polyethylene platform with textured finish
- Ergonomic adjustment of tilt, swivel and height adjustable mouse support
- 45% recycled content by weight (post industrial content)
- 100% recyclable
- Removable 19" GelFoam palm/wrist support
- Mouse fence with cable manager
- Anti-skid pads keep keyboard in place
- Mouse friendly surface for right or left handed users

EB-02

\$549



## ARTICULATING KEYBOARD SYSTEMS WITH LEGATO ARM

- Lift n' lock™ "leverless" height adjustment
- 8.88" height adjustment range of 2.38" above and 6.5" below worksurface
- Innovative dial tilt for quick and easy angle adjustment of +10° to -20°
- Tilt and height indicator displays present keyboard position
- Cable management system
- Low profile arm and tray maximizes knee clearance
- 21" smooth glide storage track
- 360° swivel mount

### Jitterbug

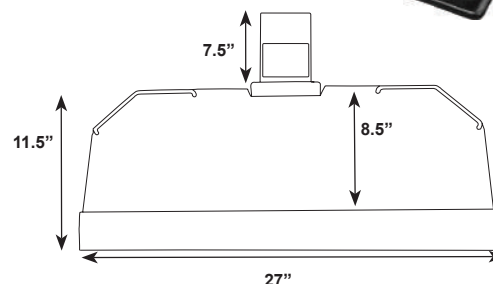
- Includes Legato Arm
- Complies to BIFMA/HFES, 100-2007 standards

#### Platform/Mouse

- 27" platform
- Mouse and keyboard on the same level
- Removable 26" GelFoam palm/wrist support
- Anti-skid pads keep keyboard in place
- Mouse fence with cable manager
- Mouse friendly surface for right or left handed users

JB-01

\$569



### Jive

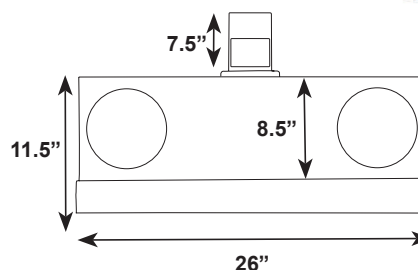
- Includes Legato Arm
- Complies to BIFMA/HFES, 100-2007 standards

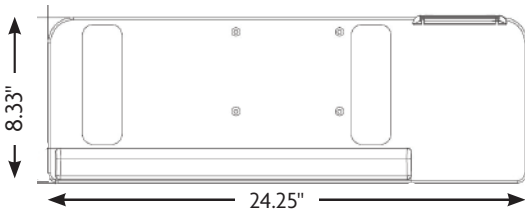
#### Platform/Mouse

- 26" steel platform
- Mouse and keyboard on the same level
- Removable 26" GelFoam palm/wrist support
- Anti-skid pads keep keyboard in place
- Mouse fence with cable manager
- Mouse friendly surface for right or left handed users

JV-01

\$499





## ARTICULATING KEYBOARD SYSTEMS WITH LEGATO ARM

- Lift n' lock™ "leverless" height adjustment
- 8.88" height adjustment range of 2.38" above and 6.5" below worksurface
- Innovative dial tilt for quick and easy angle adjustment of +10° to -20°
- Tilt and height indicator displays present keyboard position
- Cable management system
- Low profile arm and tray maximizes knee clearance
- 360° swivel mount

### Compact

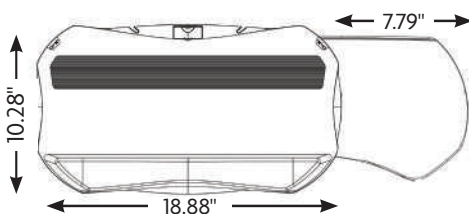
- Includes Legato Arm
- 17" smooth glide storage track
- Complies to BIFMA/HFES, 100-2007 standards

### Platform/Mouse

- 24.25" graphite Phenolic tray, that is .25" thick
- 18" Plug in Gel-Foam palm/wrist rest
- Removable mouse fence with built-in cable manager
- Strong and durable surface
- Less storage space required
- Anti-skid pads keep keyboard in place
- Mouse friendly surface for right or left handed users

CA-01

\$489



### Prima

- Includes Legato Arm
- 21" smooth glide storage track
- Complies to BIFMA/HFES, 100-2007 standards

### Platform/Mouse

- 18.88" ABS Resin Keyboard tray platform
- Slide through forward indexing mouse surface extends left or right
- Flip-up document holder places documents in an ideal location for ergonomic viewing
- Integral steel pull handle allows for easy storage and retraction of keyboard assembly under desk
- Removable wrist rest facilitates the use of larger wave type keyboards
- Mouse fence with cable manager
- Anti-skid surface keeps keyboard in place
- Mouse friendly surface for right or left handed users

PR-01

\$524



## ARTICULATING KEYBOARD SYSTEMS WITH LEGATO ARM

- Lift n' lock™ "leverless" height adjustment
- 8.88" height adjustment range of 2.38" above and 6.5" below worksurface
- Innovative dial tilt for quick and easy angle adjustment of +10° to -20°
- Tilt and height indicator displays present keyboard position
- Cable management system
- Low profile arm and tray maximizes knee clearance
- 21" smooth glide storage track
- 360° swivel mount

### Hustle

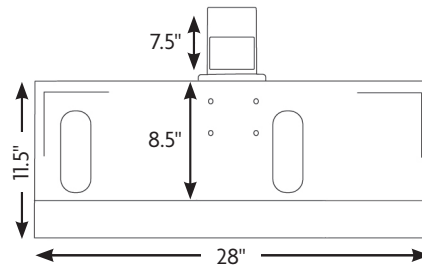
- Includes Legato Arm
- Complies to BIFMA/HFES, 100-2007 standards
- CGSB approved

### Platform/Mouse

- 28" phenolic platform
- Mouse and keyboard on the same level
- Includes mouse fence with cable manager
- Standard with 26" removable GelFoam palm/wrist support
- Anti-skid pads keep keyboard in place
- Mouse friendly surface for right or left handed users

HS-01

\$489



### HipHop

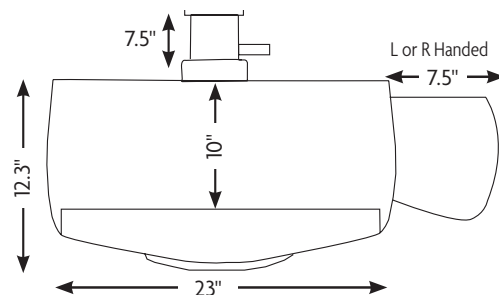
- Includes Legato Arm
- Complies to BIFMA/HFES, 100-2007 standards

### Platform/Mouse

- 23" durable ABS plastic tray
- Mouse surface extends 7.5" outside tray on either side
- Removable 19" GelFoam wrist rest
- Comfort grip handle to extend or store keyboard
- Three position forward indexing mouse surface
- Includes mouse fence with cable manager
- Anti-skid pads keep keyboard in place
- Mouse friendly surface for right or left handed users

HH-03

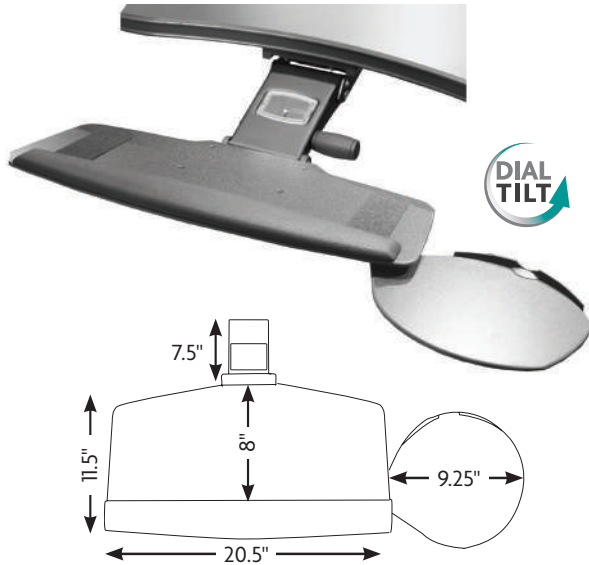
\$550





## ARTICULATING KEYBOARD SYSTEMS WITH LEGATO ARM

- Lift n' lock™ "leverless" height adjustment
- 8.88" height adjustment range of 2.38" above and 6.5" below worksurface
- Innovative dial tilt for quick and easy angle adjustment of +10° to -20°
- Tilt and height indicator displays present keyboard position
- Cable management system
- Low profile arm and tray maximizes knee clearance
- 360° swivel mount



### Samba

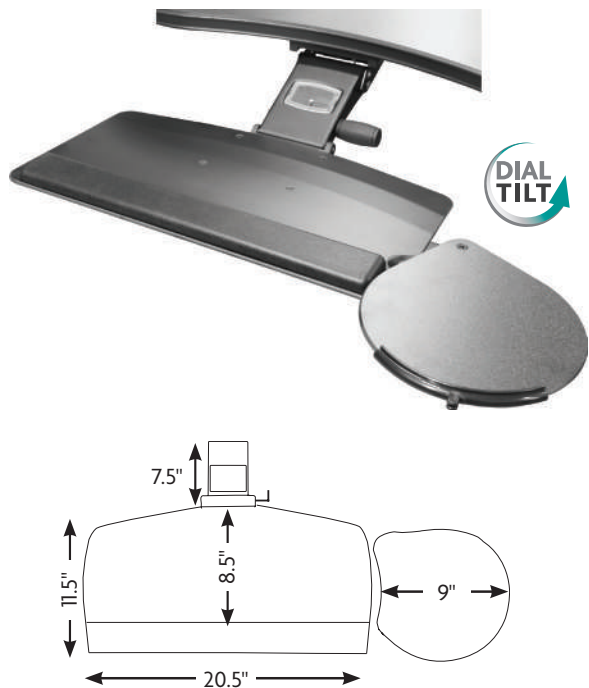
- Includes Legato Arm
- Complies to BIFMA/HFES, 100-2007 standards

#### Platform/Mouse

- 20.5" phenolic platform
- 17" smooth glide storage track
- 9" separate mouse platform mounts right or left
- Removable 19" GelFoam palm/wrist support
- Anti-skid pads keep keyboard in place
- Mouse fence with cable manager
- Mouse friendly surface for right or left handed users

SM-01

\$569



### Jazz

- Includes Legato Arm
- Complies to BIFMA/HFES, 100-2007 standards

#### Platform/Mouse

- 20.5" phenolic platform
- 21" smooth glide storage track
- Tilt, swivel and height adjustable mouse support mounts right or left
- Mouse support can be clamped anywhere on keyboard support
- Removable 20" GelFoam palm/wrist support
- Anti-skid pads keep keyboard in place
- Mouse fence with cable manager
- Mouse friendly surface for right or left handed users

JZ-02

\$569



## ARTICULATING KEYBOARD SYSTEMS

### Rumba

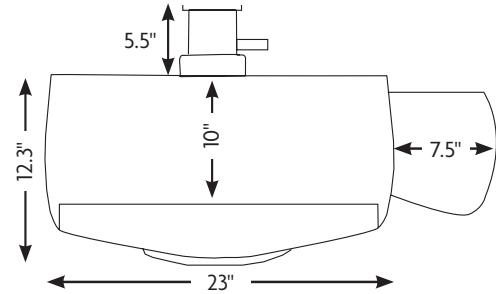
- Meets or exceeds BIFMA standards
- Suitable for right or left handed users
- Low profile mechanism and platform maximizes knee clearance
- Twist knob height/angle adjustment
- Height adjustment range of 5" below worksurface
- Angle adjustment of +/- 15°
- 17" low profile smooth glide track
- 360° swivel mount

### Platform/Mouse

- 23" durable ABS plastic tray in a black finish
- Extendable mouse surface extends 7.5" outside tray
- 19" Gelfoam™ removable, snap-in wrist rest
- Comfort grip handle to extend or store keyboard
- Forward indexing mouse surface with three positions
- Built-in cable management and fence

AKT-1M

\$449



## SPECIALTY KEYBOARD ARMS

Horizon Furniture is proud to present the TNT "Trackless" keyboard arm, and the Aria "Fixed" height keyboard arms. These low profile arms give users greater knee clearance under the worksurface. With soft touch knob dial tilt, and the ability to swivel 360°, these keyboard arms are perfect for tight spaces.



### TNT00 Arm Mechanism Direct Mount, No Track Required

- Arm length is 17.5"
- Lift n' lock™ "leverless" height adjustment
- 5.73" height adjustment range of -1.25" to -6.98" under desk surface
- Soft touch knob dial tilt for quick and easy adjustments +10° to -15°
- Separate height and tilt gauges
- Low profile arm mechanism gives greater knee clearance
- Light weight of 5.8 lbs
- Black finish
- 360° swivel mount

**TNT00**

**\$289**



### ARI-12 Aria Arm Mechanism Fixed Height Keyboard Arm

- Fixed height tray mount of 3.83" below track mounting surface
- 12.75" glide storage track
- Soft touch knob dial tilt for quick and easy adjustments +10° to -10°
- Tilt gauge on arm assembly
- Low profile arm mechanism gives greater knee clearance
- Black finish
- 360° swivel mount

**\*\* 11" track available by special order only. Use ARI-11 when ordering\*\***

**ARI-12**

**\$149**



# BUILD YOUR OWN KEYBOARD SYSTEM

## STEP 1: Choose the arm that best suits your application

### Legato "lever-free" Height Adjustment


- Lift n' lock™ "leverless" height adjustment
- 8.88" height adjustment range of 2.38" above and 6.5" below worksurface
- Innovative dial tilt for quick and easy angle adjustment of +10° to -20°
- Tilt and height indicator displays present keyboard position
- Cable management system
- Low profile arm and tray maximizes knee clearance
- 21" smooth glide storage track
- 360° swivel mount
- Standard in Black, White finish option
- Exceeds BIFMA performance standards, HFES compliant

**LGT21** (7.5" neck - 21" track)

**\$289**

**LGT17** (7.5" neck - 17" track)

**\$289**



### Economy Articulating Arm Mechanism

- Soft-touch knob for simultaneous height and tilt adjustment
- Spring-assisted to help counterbalance keyboard and tray weight
- 6" height adjustment range of 1" above and 5" below work surface
- +15° to -15° tilt adjustment
- Low profile design
- 360° swivel
- 17" smooth glide storage track
- Load rating of 100 lbs
- Exceeds BIFMA performance standards

**KLT-17** (5.5" neck)

**\$213**



### Sit to Stand Articulating Arm

- Lift n' lock™ "leverless" height adjustment
- 14.3" of height adjustment range of 8.5" above and 5.8" below workstation
- Dial tilt angle adjustment for +10° to -15° tilt
- Tilt and height indicator
- 21.75" Smooth glide track
- 360° swivel and
- Load rating of 100 lbs
- Ideal for sit/stand applications
- Exceeds BIFMA performance standards

**OST-22** (7.5" neck - 21" track)

**\$409**

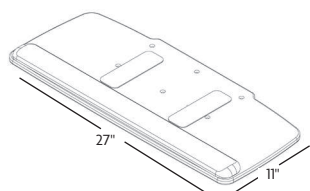


# BUILD YOUR OWN KEYBOARD SYSTEM

## STEP 2: Select the tray that best suits your application



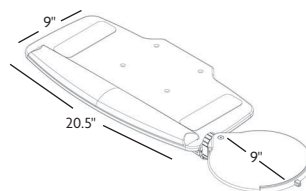
### MOLDED HIGH DENSITY POLYPROPYLENE (100% RECYCLABLE)



**HDPE 26**  
GelFoam™ palm/wrist support **\$235 INCL**



100% recyclable  
45% recycled content by weight

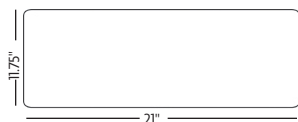


**HDPE 20 AM**  
Multi adjustable mouse, GelFoam™ palm/wrist support **\$269 INCL**

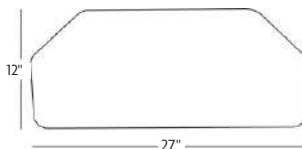


100% recyclable  
45% recycled content by weight

### LAMINATE 3/4" MDF BOARD WITH BLACK MELAMINE SURFACE



**L21S**  
GFF GelFoam™ palm/wrist support **\$62 \$56**

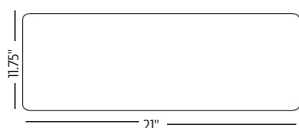


**L27D**  
G27 GelFoam™ palm/wrist support **\$132 \$75**

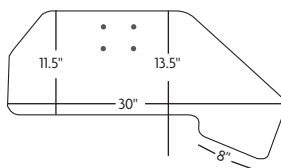


**L28S**  
G27 GelFoam™ palm/wrist support **\$74 \$75**

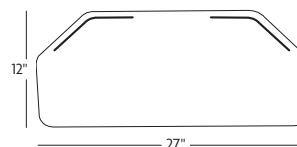
### COMFORTRAY MDF BOARD WITH UV POWDER COATING



**C21S**  
GFF GelFoam™ palm/wrist support **\$92 \$56**

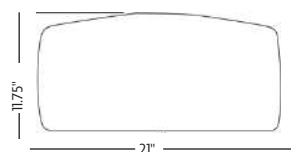


**C30D**  
GFF GelFoam™ palm/wrist support **\$119 \$56**

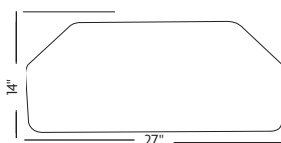


**JBT-27**  
G27 GelFoam™ palm/wrist support **\$231 \$75**

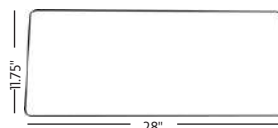
### SLIMLINE 1/4" PHENOLIC MATERIAL, STRONG, LIGHTWEIGHT AND DURABLE



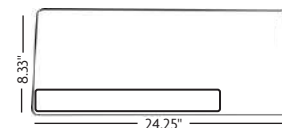
**S21S**  
GFF GelFoam™ palm/wrist support **\$110 \$56**



**S27D**  
G27 GelFoam™ palm/wrist support **\$139 \$75**

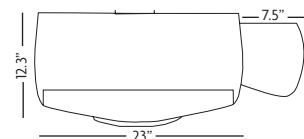


**S28S**  
G27 GelFoam™ palm/wrist support **\$139 \$75**

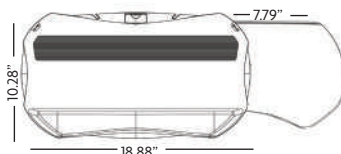


**S24S**  
Palm/wrist support **\$197 INCL**

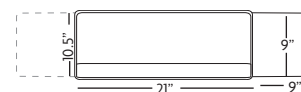
### HEAVY DUTY MOLDED PLASTIC, BUILT-IN COMFORT EDGE



**M23M**  
GelFoam™ palm/wrist support **\$268 INCL**



**M19M**  
GFF GelFoam™ palm/wrist support **\$235 INCL**



**M21M**  
GFF GelFoam™ palm/wrist support **\$219 \$56**



## BUILD YOUR OWN KEYBOARD SYSTEM

### STEP 3: Select your mouse support

#### Clamp-on

- 1/4" phenolic mouse support
- Clips on to 1/4" phenolic keyboards
- 7 position lockable height adjustment
- Tilt and 360° swivel mount
- Cord management
- 11.5" diameter

**AM** **\$99**



#### Slimline

- 1/4" phenolic mouse support
- Includes two receptacles for left or right portability
- 40° tilt and 360° swivel mount
- Mouse rail (swivel)
- Cord management
- 9" diameter

**SH** 2" high profile **\$109**

**SL** home row height **\$109**



### STEP 4: Select a wrist support

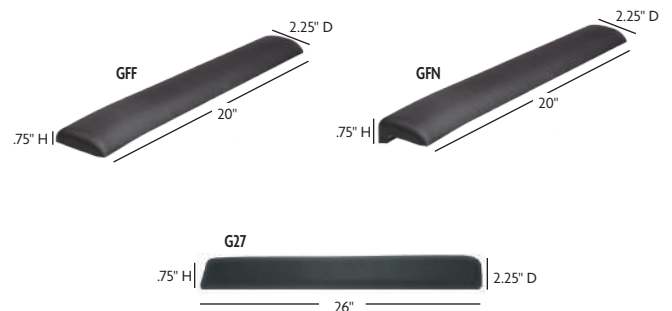
#### GelFoam™

- Provides the "soft-touch" feel of Gel combined with the durability and cleanability of a moulded product

**GFF** 20" flat bottom **\$56**

**GFN** 20" notched bottom **\$56**

**G27** 26" anti-skid bottoms **\$75**



## A UNIQUE COMPOUND WITH A SOFT-TOUCH FEEL

- Provides support to reduce fatigue
- Washable, non-porous surface, inhibits bacterial growth creating a healthier workplace
- Cut resistant and durable material returns to its original shape, even after the most extreme stress
- Non-conductive/anti-static surface protects computer components from electrical surges due to static build-up



## KEYBOARD DRAWERS



### KL-21S

- Laminate tray with 3mil P.V.C. edging (21" x 11.75")
- Fixed height 16" ball bearing slides
- Meets or exceeds BIFMA standards
- Suitable for right or left handed users
- Low profile platform maximizes knee clearance

**KL-21S** **\$89**

**GFF** (Optional GelFoam™ wrist rest) **\$56**



### KT-1M

- Molded polymer tray (21" x 10.5")
- Height adjustable 16" ball bearing slides
- Anti-skid finish
- Slide-out mouse friendly surface extends to right or left
- Meets or exceeds BIFMA standards
- Low profile platform maximizes knee clearance

**KT-1M** **\$319**

**GFN** (Optional GelFoam™ wrist rest) **\$56**



### KL-28S

- Laminate tray with 3mil P.V.C. edging (28" x 11.75")
- Fixed height or height adjustable 16" ball bearing slides
- Suitable for right or left handed users
- Meets or exceeds BIFMA standards
- Low profile platform maximizes knee clearance

**KL-28S** **\$105**

**KL-28S-AR** (with height adjustable rails) **\$145**

**G27** (Optional GelFoam™ wrist rest) **\$75**

## CONCERTO™

### The next generation

The Concerto Series is a stunning take on an already brilliant innovation. One part workhorse, one part museum piece, this new monitor arm continues in the fine tradition of its predecessor and builds on a sterling reputation.



# MONITOR ARM SUPPORTS

Concerto includes the following standard features for different configurations;

- VESA mounting plate contains 75 mm and 100 mm mounting configuration
- VESA plate head is fully adjustable with 180° of tilt, 180° of swivel and 360° of rotation for portrait to landscape viewing
- Counterbalance spring mechanism does not contain gas cylinders
- Cable management provided
- Arm components manufactured from 100% recyclable die cast aluminum material
- 12" arm height adjustment on the stainless steel pole
- Clamp and grommet mount
- Monitor arms available in Silver (standard colour)
- White, black or polished finish available by special order
- Holds 20 lbs. per monitor

**BIFMA**  
TESTED



All models include  
**QUICK MOUNT**  
**MONITOR CONNECTOR**



**FSP-05**

- Direct mount
- Holds 20 lbs.

**FSP-05**

**\$250**




**FSP-10**

- Single segment with a 9½" reach from centre of pole to front of VESA plate
- Display viewing; 180° of tilt, 180° of swivel and 360° of rotation
- Holds 20 lbs.

**FSP-10**

**\$320**




**FSP-10HA**

- "HA" adds a fingertip height adjustable monitor arm which is counterbalanced
- Monitor height adjustment range from 3" to 12" from the worksurface
- Holds 20 lbs.

**FSP-10HA**

**\$419**



**FSP-15**

- Dual segment with a 9½" reach from centre of pole to front of VESA plate
- Display viewing; 180° of tilt, 180° of swivel and 360° of rotation
- Holds 20 lbs.

**FSP-15**

**\$399**



**FSP-15HA**

- 12" reach
- "HA" adds a fingertip height adjustable monitor arm which is counterbalanced
- Monitor height adjustment range from 3" to 12" from the worksurface
- Holds 20 lbs.

**FSP-15HA**

**\$479**



**FSP-20**

- Dual screen, two segments with a 19" extension from centre of pole to front of VESA plate
- Display viewing; 180° of tilt, 180° of swivel and 360° of rotation
- Max of 39" width per monitor
- Holds 20 lbs. per monitor

**FSP-20**

**\$699**



**FSP-20HA**

- "HA" adds a fingertip height adjustable monitor arm which is counterbalanced
- Monitor height adjustment range from 3" to 12" from the worksurface
- Max of 39" width per monitor
- Holds 20 lbs. per monitor

**FSP-20HA**

**\$875**

# MONITOR ARM SUPPORTS

Concerto includes the following standard features for different configurations;

- VESA mounting plate contains 75 mm and 100 mm mounting configuration
- VESA plate head is fully adjustable with 180° of tilt, 180° of swivel and 360° of rotation for portrait to landscape viewing
- Cable management on arm swivel joints and pole support ring
- Arm components manufactured from 100% recyclable die cast aluminum material
- 24" single or dual beam mounts
- 360° of beam swivel around pole
- Clamp and grommet mount included
- Monitor arms available in Silver (standard colour)




## FSB-25

- Dual screen beam mount
- 16" pole height adjustment
- Max of 21" width per monitor
- Available in Black or Silver

**FSB-25**

**\$559**



## FSB-30

- One direct mount and two extension segments
- 16" pole and 24" beam
- Max of 18.5" width per monitor
- Available in Black or Silver

**FSB-30**

**\$815**



## FSB-40

- One single beam with four VESA plates
- Two single extensions at the ends can be swung out for other users
- Two direct mounts
- 16" pole and 48" beam
- Max of 16" width per monitor
- Available in Silver only

**FSB-40**

**\$999**




## FSB-45

- Two beams, two rows with two VESA plates each
- Four direct mounts
- 30" pole and dual 24" beam
- Max of 21" width per monitor
- Available in Black or Silver

**FSB-45**

**\$1,049**



## FSB-80

- Four beams, two rows with four VESA plates each
- Four single extensions at the ends can be swung out for other users
- Four direct mounts
- 30" pole and 48" beam
- Max of 16.75" width per monitor
- Available in Silver only

**FSB-80**

**\$1,859**



# CONCERTO ARM COMPONENTS



Pole package:  
Includes base, with clamp and grommet mount, allen keys, pole and cap.

**7801AS12** 12" pole **\$135**  
**7801AS16** 16" pole **\$142**  
**7801AS30** 30" pole **\$204**



Monitor mount package:  
Includes monitor mount, trim cap, support ring, pole bushing, hardware and quick connect adapter bracket.

**7801BS** **\$128**



Beam monitor mount package: Includes monitor mount, trim cap, support ring, beam bushing, hardware and quick connect adapter bracket.

**7801CS** **\$123**



Beam package:  
Includes two beam segments.

**7801GS24** 24", two 12" beams **\$178**  
**7801GS32** 32", two 16" beams **\$204**  
**7801GS48** 48", two 24" beams **\$233**



Wall mount component package:  
3.5" hole centres. Wall mount brackets on 2" beam section. End caps and allen keys. (For monitor mount order 7801CS).

**7801MS0350** **\$52**



Adjustable slat wall mount component package:  
Includes adjustable slat wall brackets on 2" beam section, end caps and allen keys. (For monitor mount order 7801CS).

**7801NS0200** **\$75**



Keyboard tray mounting package:  
Includes one extension arm with rigid hub components, adapter bracket, tray mounting hardware and pole bushing with support ring.

**7801RS** **\$248**



B = Black



S = Silver



W = White



P = Polished

To specify colour other than silver, please replace the "S" in the part number.

# CONCERTO ARM COMPONENTS



## Pole Mount Extension Arms



Double extension arm package for pole:  
Two extension arms assembled with  
monitor mount and quick connect  
adapter bracket.

**7801VS** **\$309**



Double extension arm package for pole:  
One extension arm and one height adjustable  
segment assembled with monitor mount and  
quick connect adapter bracket.

**7801VSH** **\$397**



Dual hub extension arm package for pole:  
Two double extension arms, each assembled with its  
own monitor mount, joined together with the dual hub.  
Includes two quick connect adapter brackets.

**7801VSD** **\$596**



Single extension arm package for pole:  
One extension arm assembled with monitor  
mount and quick connect adapter bracket.

**7801XS** **\$222**



Single height adjustable arm package for pole:  
One extended height adjustable segment  
assembled with monitor mount and quick  
connect adapter bracket.

**7801XSH** **\$310**



Double extension "Extended" arm package for pole:  
One extended length fixed segment and one extended  
height adjustable segment assembled with monitor  
mount and quick connect adapter bracket.

**7807VSH** **\$392**



To specify colour other than silver, please  
replace the "S" in the part number.

# CONCERTO ARM COMPONENTS



## Beam Mount Extension Arms



Double extension arm package for beam:  
Two extension arms assembled with  
monitor mount and quick connect  
adapter bracket.

**7801WS**

**\$285**



Double extension arm package for beam:  
One extension arm and one height adjustable  
segment assembled with monitor mount and  
quick connect adapter bracket.

**7801WSH**

**\$375**



Single extension arm package for beam:  
One extension arm assembled with monitor  
mount and quick connect adapter bracket.  
Monitor mount under extension arm.

**7801YUS**

**\$200**



Single height adjustable arm package for beam:  
One extended height adjustable segment  
assembled with monitor mount and quick  
connect adapter bracket.

**7801YSH**

**\$290**



B = Black



S = Silver



W = White



P = Polished

To specify colour other than silver, please  
replace the "S" in the part number.

## Concerto Accessories



Laptop support. Silver finish. Standard  
VESA mounting/hardware included. 2" thick  
opening, non-slip contact surface, built in  
grab handle.

**7801TS**

**\$95**



Laptop support with document holder. Silver fin-  
ish. Standard VESA mounting/hardware included.  
2" thick opening, non-slip contact surface, built in  
grab handle. Quick and simple installation.

**7801TDS**

**\$109**



Document holder. Stable linear design. Silver  
finish. Mounts between monitor and Concerto  
monitor mounting plate. Finger adjustable,  
supports various document widths.

**7902S**

**\$85**

## TEMPO™

### Monitor Arms

The Tempo™ series monitor arms perform as good as they look. Designed to provide a greater weight range of counterbalanced adjustability, they allow heavier/larger monitors and integrated technology to be supported and adjusted with ease. Single and dual screen versions are available and installation and set-up are made quick and easy with the included clamp or grommet mounts as well as the quick connect monitor attachment.



## TEMPO™ MONITOR SUPPORTS



### TMP-SD-S Single Screen

- Adjustable counterbalance provides smooth height adjustment range of 14.5"
- Double extension arm provides 26.7" extension (reach) from rear of mounting surface
- 180° pivot limiter helps avoid damage to walls and partitions
- VESA standard quick connect mounting bracket included
- Built in weight gauge for pre-tensioning of counterbalance gas spring eases installation
- All tools and mounting hardware (clamp & grommet) are included
- Available in **S-Silver** (standard), **B-Black** or **W-White**

\*Standard (SD) and heavy duty (HD) versions available

<b>TMP-SD-S</b>	Standard - Supports screen loads of 5-20 lbs	<b>\$497</b>
<b>TMP-HD-S</b>	Heavy Duty - Supports screen loads of 10-30 lbs	<b>\$532</b>



### TMP-SD2-S Dual Screen

- Supports two monitors up to 24" ea
- Adjustable counterbalance provides smooth height adjustment range of 14.5"
- Monitor combined weight range from 15-40 lbs
- Double extension arm provides 26.7" extension (reach) from rear of mounting surface
- 180° pivot limiter helps avoid damage to walls and partitions
- VESA standard quick connect mounting bracket included
- Built in weight gauge for pre-tensioning of counterbalance gas spring eases installation
- All tools and mounting hardware (clamp & grommet) are included
- Available in **S-Silver** (standard), **B-Black** or **W-White**

<b>TMP-SD2-S</b>	Dual - Combined screen loads of 15-40 lbs	<b>\$636</b>
------------------	---	--------------



### TMP-DH-DS Dual Screen

- Supports two monitors up to 23" ea
- Adjustable counterbalance provides smooth height adjustment range of 14.5"
- Monitor weight range from 5-20 lbs each
- Double extension arm provides 22" extension (reach) from rear of mounting surface
- 180° pivot limiter helps avoid damage to walls and partitions
- VESA standard quick connect mounting bracket included
- Built in weight gauge for pre-tensioning of counterbalance gas spring eases installation
- Arms fold back to a minimum dimension of 5.5"
- All tools and mounting hardware (clamp & grommet) are included
- Available in **S-Silver** (standard), **B-Black** or **W-White**

<b>TMP-DH-DS</b>	Dual - Supports loads of 5-20 lbs per screen	<b>\$859</b>
------------------	--	--------------




## XTEND™

### Monitor Arms

The same features of the original Xtend™ are now available with a dual monitor. Product is designed for office users that require a quality, ergonomic flat panel support.

Standard features include:

- Best-in-class 26" of reach
- Best-in-class 13" of height adjustability
- 360° swivel
- Counterbalanced spring technology for long life, trouble free use
- Pole-less monitor arm folds into a 4-3/8" area
- Clamp and grommet mounting options
- Enclosed cable managers
- Supporting loads of 2 to 14 lbs per screen
- Ideal for flat panel monitors and iPad® use (with optional tablet mount)
- Black and Silver stocked (White special order)



# XTEND™ MONITOR SUPPORTS



Multiple color options  
(White special order)


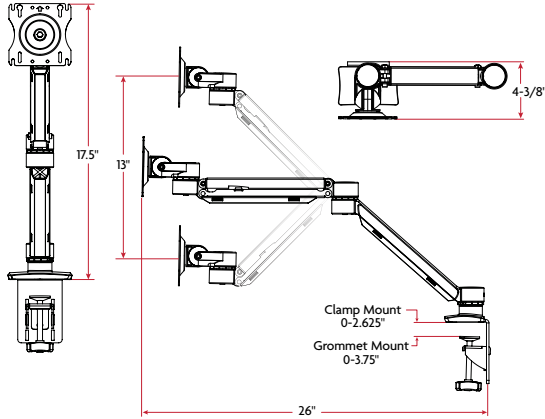
## FSXT-18 Single Screen

- Best-in-class with 26" of reach and 13" height adjustability
- 360° swivel
- Counterbalanced spring technology for long life, trouble free use
- Pole-less monitor arm folds into a 4-3/8" area
- Clamp and grommet mounting options
- Enclosed cable managers
- Supporting loads of 2-14 lbs per screen
- Black and Silver (White special order)

**FSXT-18**

Supports screen loads of 2-14 lbs

**\$349**



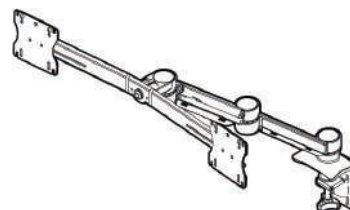
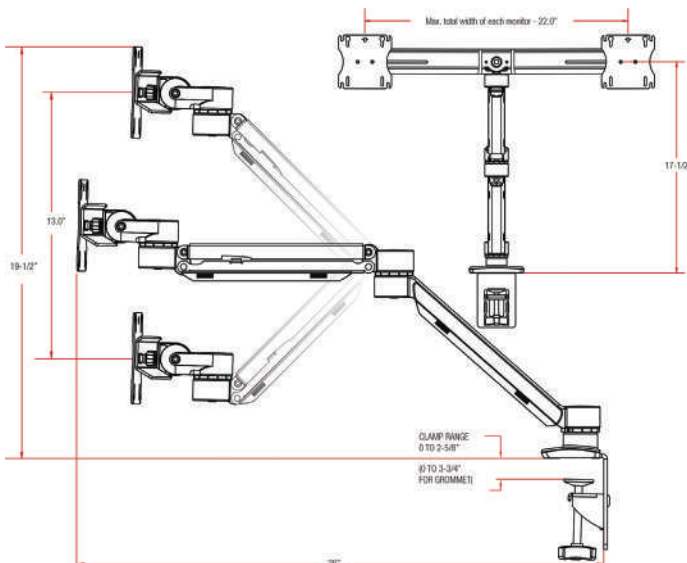
## FSXT-22 Dual Screen

- Best-in-class with 26" of reach and 13" height adjustability
- 360° swivel
- Counterbalanced spring technology for long life, trouble free use
- Pole-less monitor arm folds into a 4-3/8" area
- Clamp and grommet mounting options
- Enclosed cable managers
- Supporting loads of 2-14 lbs per screen
- **Max of 22" width per monitor**
- Black and Silver (White special order)

**FSXT-22**

Supports screen loads of 2-14 lbs

**\$445**



## ACTIVERGO® SERIES

### Monitor Arms

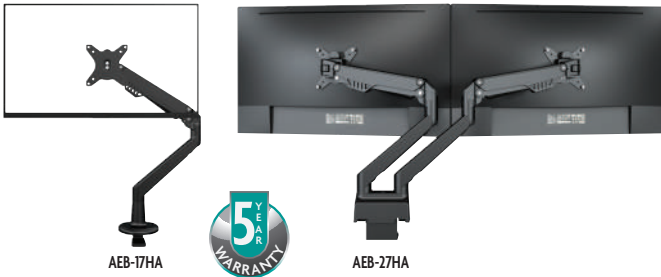
ActivErgo® offers economical alternatives for monitor supports. Quality, function, adjustability and value are the basis of this line of ergonomic accessories.

Standard features include:

- VESA standard mounts for monitors (75mm and 100mm)
- Built to meet and exceed BIFMA standards
- Clamp or grommet mounting options (most models)
- 5 year warranty



# ACTIVERGO® SERIES MONITOR ARMS



## Monitor Arms

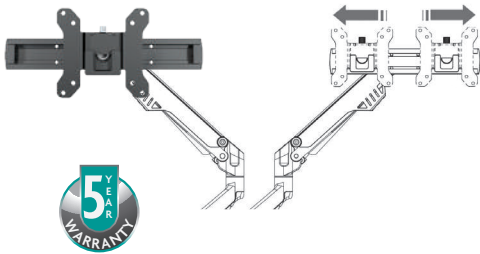
- Gas spring arm technology
- Holds monitors up to 30" and 4.4-19.8lbs/2-9kg., (per arm for 27HA)
- 360° swivel with a 120° and 180° lock-out options
- 180° monitor rotation for portrait or landscape viewing
- VESA mount plate for 75mm and 100mm
- Clamp or grommet mount (both included)
- Cable management
- Available in Black & White

**AEB-17HA** Single arm

**\$199**

**AEB-27HA** Dual arm

**\$349**



## Mini Slider Adapter

- Accessory for AEB-27HA dual arm for monitors 17-24"
- 3 connection points for a full range of motion
- Total adjustment range of 30 cm/11.8"
- Slide monitors across sliders till they are together
- Easy installation onto dual arm
- Sold individually

**AE-MS**

**\$49**



## Dual Arm with Crossbar

- Gas spring arm technology
- Holds monitors up to 27" and 13.2 lbs /6kg. per arm
- 360° swivel with a 180° lock-out option
- Horizontal movement: 5° levelling adjustment
- Handle for easy positioning of monitors
- Clamp or grommet mount (both included)
- Cable management

**AEB-28CB**

**\$329**



## Monitor Arms

- Steel structure, powder coated black finish
- VESA mount plate for 75mm and 100mm
- Holds monitors 13"- 27" and 8kg /17.6 lbs (per arm for AEB-20)
- Height, reach, angle, tilt and portrait/landscape adjustable
- Clamp or grommet mount (both included)
- Cable management clips

**AEB-15** Single arm

**\$95**

**AEB-20** Dual arm

**\$125**

# ACTIVERGO® SERIES MONITOR ARMS

## Monitor Arms (Replacements for AES)

- Lightweight aluminum construction
- Keyhole pattern for easy VESA plate installation
- Pole height of 15.7" with a reach of 17.75"
- Capacity of 8 kg/17.6 lbs (per arm for AEG-20)
- Fits most monitors 17"-32"
- Tilt +30° to -30°, swivel +90° to -90°, rotation +180° to -180°
- VESA mount plate for 75mm and 100mm
- Clamp or grommet mount (both included)
- Built-in cable management clips
- Metallic Grey

**AEG-15** Single arm  
**AEG-20** Dual arm

**\$137**  
**\$188**



## Height Adjustable Monitor Arms

- Built-in spring tension adjusts for various weight loads
- Weight capacity of 2.7kg/6lbs - 9 kg/19.8 lbs (per arm for AEG-24HA)
- Fits most screen sizes 17 - 32"
- Arm offers a 180° lock-out option
- Monitor can rotate 360° and swivel +/-90°
- Tilt adjusts +/-55°
- Accommodates flat & curved monitors
- Clamp or grommet mount (both included)
- Creates a clean, sleek look with internal cable management system

**AEG-12HA** Single arm  
**AEG-24HA** Dual arm

**\$135**  
**\$229**



## VESA Plate Adapter

- Adapter for VESA plate to suit MAC® monitors
- Aluminum construction
- Compatible with most 24"/27" iMac®, 24"/27" Apple® LED displays, 27" Apple Thunderbolt® displays before 2012

**AE-MA**

**\$39**





## ACTIVERGO® SERIES



### Phone/Tablet Stand

- Integrated ball joint, allows rotation, tilt and swivel in any direction
- Adjustable holder width of 5'-8.9"
- Manual Release for easy height adjustments
- Anti-skid EVA Pads prevent scratches and scuffs
- Solid & stable steel wheel base with soft protective cushions
- Fits screen sizes of 4.7" - 12.9"
- Weight capacity of 1kg (2.2lbs)
- Tilt range of +70° to -5°, swivel and screen rotation of +180° to -180°
- Dimensions are 29.6" x 7.1" x 13.9"-20.9"

**PTS-01**

**\$49**



### Tablet Holders

- Home button accessible
- 90° rotation and 75° tilt adjustable
- Interior cable management channel
- Ideal for use in education, health-care, corporate, retail and point of sale environments
- iPads 1-4, Air, Air 2
- Height - 49.25" (125 cm)

- Anti-theft, lock and key, floor mounted enclosure/stand for iPad tablet
- Steel base with mounting holes for bolt down (fixed) application. (floor bolts not included)

**PSF-05**

**\$209**

- Portable, lock and key secured, free standing enclosure/stand for iPad tablet
- 300 x 400mm steel base is solid and stable for free-standing application

**PSF-04**

**\$230**



### Tablet Holders

- Home button accessible
- 90° rotation and 75° tilt adjustable
- Interior cable management channel
- Ideal for use in education, health-care, corporate, retail and point of sale environments
- Height - 17.5" (44 cm)

- Anti-theft, lock and key secured counter mounted enclosure/stand for iPad tablet
- Steel base with mounting holes for bolt down (fixed) application. (floor bolts not included)

**PSC-03**

**\$104**

- Portable, lock and key secured, free standing enclosure/stand for iPad tablet
- 200 x 300 mm steel base is solid and stable for free-standing application

**PSC-02**

**\$125**

## ERGONOMIC COMPUTER ACCESSORIES

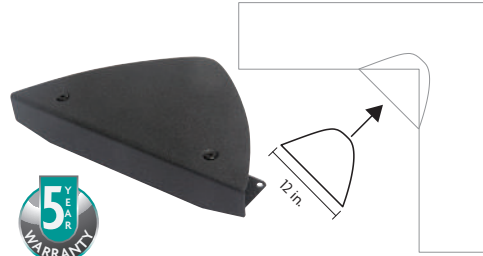


### Document Holder

- Extra wide document holder, holds up to a tabloid/ ledger size document or book
- Magnetic line guide for ease of reading and keeping documents in place
- Surface dimensions of 16" W x 10" H x 8" D
- Versatile angle adjustment for easy viewing
- Heavy duty steel easel viewing
- Black durable finish

**DH-02**

**\$99**



### Corner Maker

- Stamped steel construction
- Adjustable design fits 1"-2.25" thick work surfaces
- 12" wide design for minimum setback from work surface
- Track mounting capability allows attachment of keyboard systems
- Mounting hardware included
- Black powder paint finish

**CM-2**

**\$135**



### Notebook/Laptop Mount

- Laptop or notebook tray for mounting to a monitor arm
- Adjustable to fit laptop sizes between 10-17" wide
- Compatible with all monitor arms with VESA 75x75MM mount
- Spring loaded clamps hold your device securely
- Soft surfaces protect your device from scratches
- Available in Black

**NBT-3**

**\$68**



### Grommets

- Constructed with quality black ABS plastic
- Sold in master packages (quantity of 10)

**GRO 60** 2-3/8"/60 mm dia.

**\$75/pkg**

**GRO 76** 3"/76 mm dia.

**\$101/pkg**



### Adjustable Footrest

- Easy adjustment folding support legs provide platform tilt angles of 6°, 12°, 18° and 25°
- Provides support when chair adjustment is not adequate
- Footrest surface covered by anti-slip rubber mat
- Surface dimensions of 16" W x 12" D x 5" H
- Black finish with grey accents

**FR-02**

**\$104**

## CPU HOLDERS



### Multifunctional Thin Client CPU Holder

- Heavy-duty steel construction for extra strength and durability
- Width adjustment to fit a variety of CPUs and shapes
- Under-desk installation saves desk space and keeps your CPU dust-free
- Pole clamp attaches to circular tube firmly
- VESA compatible for mounting on a standard VESA plate
- Depth Range of 17-70mm (0.67"-2.8")
- Master carton - 12 pieces

**CPU-TC**

**\$41**



### Teflon Track Mount

- Smooth glide Teflon track
- Height and width adjustment
- Easy fingertip adjustment
- 360° swivel mount

**CPU-T**

**\$329**



### Single Strap

- Incorporates strap tension device for quick and secure installation
- Can accommodate CPU's up to 75 lbs and 64" in perimeter
- Single tool ratchet adjustment device to tighten and loosen strap
- Soft touch antislip pad protects CPU
- 360° swivel for easy access to connections
- CPU stores on a 17" track

**CPU-S**

**\$229**



### Convertible - Fixed Mount

- Mounts under desk with screws
- Adjusts from 5.5"-9.8" wide to 15"-19" tall
- Suits horizontal or tower CPU's
- Simple fingertip adjustment

**CPU-E**

**\$119**



### Economical Storage

- Fixed mount attaches to the underside of a desk or on a wall
- 360° swivel
- Knob adjustment from 3.5"-8" wide
- Height adjustment from 11.8"-20.9"
- Solid steel construction

**CPU-GS**

**\$109**



### Mobile

- Stores CPU's under or beside desks
- Four casters - for mobility
- Solid steel frame with padding
- Adjusts from 5"- 11" wide

**CPU-R**

**\$125**

## ACTIVSTAND™

### Height Adjustable Table Bases - Sit/Stand Workstations

Horizon is proud to introduce the ActivStand™ Height Adjustable Table bases! Having the flexibility to sit and stand during your work day has incredible benefits, including: the promotion of better circulation, better breathing, better digestion, and most importantly keeping your mind focused and off of troublesome back pain.



\*Tabletops Not Included

#### QUICK REFERENCE FOR HEIGHT ADJUSTABLE TABLE BASES

MODEL	# Legs	Leg Sections	# Motors	Leg Conf	Foot Depth	Height Range	Width Range	Weight Capacity	Adj Speed	Memory Presets
SSP-02	1	2	foot pedal	centred	19.7"	29.8" - 44.4"	23.6"	8kg/17.6lb	N/A	N/A
HAM-NT	1	2	gas lift	centred	18.75"	29.5 - 45.2"		7kg/16lb	pneumatic	N/A
HAE-02-B	1	2	1	offset (rear)	19.5"	24.5 - 39.9"		82kg/180lb	1"/sec	Yes - 3
HAT-MAN	2	2	manual	centred - T	25.5"	27 - 45.8	43.25 - 73.5"	75kg/165lb	.75"/turn	N/A
HATEC-IT-SM	2	2	1	centred - T	25.5"	26.6 - 45"	33.5 - 50.75	70kg/154lb	1"/sec	Yes - 3
HAT-2C3-SM	2	3	2	offset-C leg	27.5"	23 - 48.5	43.25 - 63"	120kg/265lb	1.25"/sec	Yes - 3
HAT-2T3-SM	2	3	2	centred - T	23.5"	23 - 48.5	43.25 - 63"	120kg/265lb	1.25"/sec	Yes - 3
HAT-VP3-SM	2	3	2	centred - T	26.75"	23 - 48.5	43.25 - 74.8"	125kg/276lb	1.5"/sec	Yes - 3
HAT-VF2-3-SM	3	3	3	centred - T	23.5"	23.25 - 48.8	52.25 - 92"	123kg/270lb	1.25"/sec	Yes - 3

## SINGLE LEG HEIGHT ADJUSTABLE TABLES



### Height Adjustable Mobile Workstation

- Foot pedal effortlessly adjusts to desired height
- Pneumatic height adjustment
- Height range of 29.8" - 44.4"
- Tilttable desktop for optimal angle (0°, 10°, 20°, 30°)
- Safety Ledge Stopper: prevents your devices from slipping
- Worksurface size of 23.6" x 20.5"
- Weight capacity of 17.6 lbs
- Heavy-duty casters for smooth mobility (2 locking)"
- Available in White (WH)

**SSP-02**

**\$459**



### Pneumatic Height Adjustable Table

- Sturdy steel frame
- Pneumatic height adjustment range of 29.5"-45.2"
- Black rectangular work surface (23.5" x 20") included
- 4 casters, 2 locking
- Solid, tilttable work surface
- Convenient hook for knapsack, briefcase or handbag
- Available in Black

**HAM-NT**

**\$569**



# ACTIVSTAND™ HEIGHT ADJUSTABLE TABLE BASES

## CASTER OPTION



Only available as 1 set of 4 w/ 2 locking and 2 non-locking

## Manual Height Adjustable Table Base

- Removable, foldable front crank mounts Left or Right
- Height adjusts .75"/revolution
- Load capacity 82 kg (180 lbs)
- Height range of 27"-46" (plus work surface)
- Width adjustable 44"-73.5"
- Available in Black (BLK), White (WH) & Silver Grey (SV)

**HAT-MAN**

**\$829**



\*Work Surface NOT Included

## Height Adjustable Table Base

- Ability to preset up to 3 heights
- LED height display
- Load capacity 70 kg (154 lbs)
- Height range of 677 to 1143 mm (26.65"-45")
- 1 motor with smooth and silent operation
- Available in Black (BLK), Silver (SV) & White (WH)

**HATEC-IT-SM**

**\$999**



\*Work Surface NOT Included

## Height Adjustable Table Base

- Two Legs, with two motors
- Upright offset (C leg style)
- Legs are offset (C leg to allow more clearance)
- Smart controller (+/- switch with safety stop, LED display, 3 memory pre-sets)
- Dual synchronized motors with central controller
- Width adjustable 43.25"-63" to accommodate tops 48"-84"
- Weight capacity 120 kg/265 lbs
- Height range 23"- 48" (plus work surface)
- Width range 44"- 63"
- 3 stage leg
- UL/CSA approved
- Available in Black (BLK) Silver (SV) & White (WH)

**HAT-2C3-SM**

**\$1,199**



\*Work Surface NOT Included

## HEIGHT ADJUSTABLE TABLE BASE



### Height Adjustable Table Base

- Two Legs, with two motors
- Legs are centered (T Frame)
- Smart controller (+/- switch with safety stop, LED display, 3 memory pre-sets)
- Dual synchronized motors with central controller
- Width adjustable 43.25"-63" to accommodate tops 48"-84"
- Weight capacity 120 kg/265 lbs
- Height range 23"- 48" (plus work surface)
- Width range 44"- 63"
- 3 stage leg
- UL/CSA approved
- Available in Black (BLK) Silver (SV) & White (WH)

**HAT-2T3-SM**

**\$1,199**



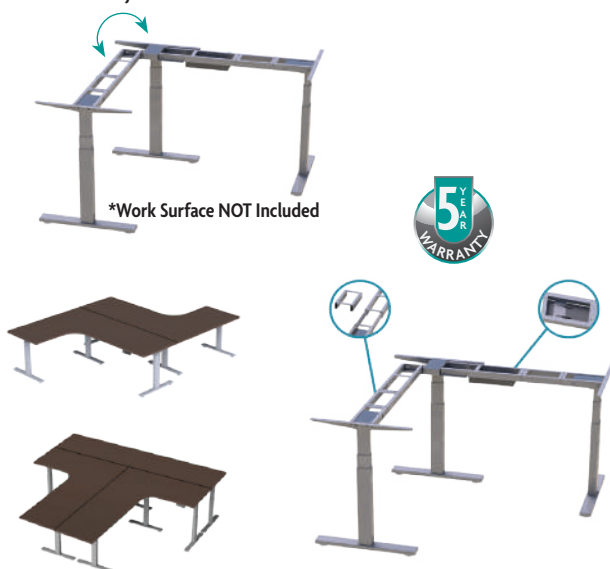
### Height Adjustable Table Base

- Two legs, with two motors
- Smart controller (+/- switch with safety stop, LED display, 3 memory pre-sets)
- Weight capacity of 125 kg (276 lbs)
- Height adjustable 22.8"-48.5"
- Width adjustable 43" - 74"
- 3 stage leg
- Operation speed of 1.5 in/sec
- UL/CSA approved
- Available in Black (BLK), Silver (SV), White (WH)

**HAT-VP3-SM**

**\$1,499**

90°-180° adjustable



### Height Adjustable Table Base

- Three Legs with uprights centred (T-leg style)
- Smart controller (+/- switch with safety stop, LED display, 3 memory pre-sets)
- Three synchronized motors with central controller
- Each side has a removable piece, which allows for shortening the width by 9.75"
- Width adjustable 52.25"- 92" in each direction
- Weight capacity 122 kg/270 lbs
- Height range 23.25"- 48.75" (plus work surface)
- Angle adjustable from 90°-180°
- UL/CSA approved
- Available in Black (BLK), Silver (SV), White (WH-Special order)

**HAT-VF2-3-SM**

**\$1,949**

## GOYA™ SERIES

The GOYA™ series effortlessly transforms any surface into a personalized stand-up workstation whenever you want. Using an innovative counterbalance spring mechanism, you can easily reposition your monitor and keyboard, for ergonomic comfort.

### Sit/Stand Workstation

- Primary work surface is 35.5" W x 15.75" D
- Compact footprint
- Gas assisted height adjustment
- Primary work surface can be extended 20" above the desk
- Large work surface accommodates two 24" monitors
- +/- 10° keyboard surface tilt
- Keyboard surface adjusts with primary work surface
- Primary work surface grommet
- Supports up to 35 lbs
- Weighs 40 lbs
- Ships fully assembled
- Available in Black (BLK) or White (WHT)

SSW02

\$828



### Sit/Stand Workstation

- Primary work surface is 42" W x 16"D
- Accommodates up to two 27" monitors
- Gas assisted height adjustment, with simple paddle control
- Large primary work surface can be extended 20" above the desk
- +/- 10° keyboard surface tilt
- Keyboard surface adjusts with primary work surface
- Primary work surface comes with three standard grommet holes
- Supports up to 45 lbs
- Weighs 43 lbs
- Ships fully assembled
- Available in Black (BLK)

SSW42

\$999



### Sit/Stand Workstation

- Designed to fit corner desk applications
- Easy to use – adjusts in seconds, with a gas assisted lift mechanism and activated with single handle
- Infinite lock height adjustment
- +/- 10° keyboard surface tilt
- Supports up to 35 lbs
- Spacious upper surface has room for all your equipment
- Separate Keyboard/mouse surface
- Units total weight is 42 lbs for ease of installation
- 3 standard grommets in primary work surface
- Can accommodate both clamp and grommet mount monitor arms
- Ships fully assembled
- Available in Black (BLK)

SSW42-C

\$1,099



## GOYA™ SERIES



### Sit/Stand Workstation

- Two-tier design provides an upper display surface for monitors and a lower display service for keyboard and mouse
- 22 height settings for optimal viewing height
- Eco-friendly particle board finished with solid construction
- Preset hole supports grommet installation
- Squeeze handle effortlessly adjusts height
- Embedded groove holds most tablets and phones
- Large surface for placing more devices
- Non-skid silicone pads
- Primary work surface is 31.5" x 24.2"
- Max load capacity is 15 kg
- Height range is 4.2"- 19.7", manual adjustment
- Available in Black (BLK)

**SSW06**

**\$449**



### Sit/Stand Workstation

- Ultra slim space saving design
- No Assembly required
- Easy to use handles – adjusts in seconds
- Water and scratch resistant surface
- Durable steel construction
- Compact board with protective non-slip pads
- Primary work surface is 31" W x 21.55" D
- Weight capacity 10 kg / 22 lbs
- 12 height settings
- Height range of 1.2"-15.7"

**SSW08**

**\$449**

# HEIGHT ADJUSTABLE TABLE ACCESSORIES

## Cable Trough

- Compatible with most height adjustable tables and standard desks
- Holes to manage and separate cables
- Quick and easy installation - **Using table base hardware**
- 42" long x 4" wide

**CBLT** **\$125**



## Cable Management System

- Snap-together interlink blocks
- 5" diameter steel base plate
- 46" H x 2.6" W x 1.4" D
- The spine consists of 30 removable vertebrae
- Top hooking element to screw under top surface
- Organize and clean up the appearance of cables
- Cable organizer with four separate cable channels inside
- Provides flexible protection for power and data cables

**CBLM** **\$55**




## Clamp Mount Power Bar

- UL & cUL certified for use in USA and Canada
- Standard Finish White or Black
- 6' power cord (10' cord length available by special order)

**TVP21100 (6' cord)** **\$235**

**TVP21100 (10' cord)** special order **\$245**

SPECIFICATIONS					
125V	AC	60GHz	15A	2	1 x USB-A, 1 x USB-C



Max Desk Thickness  
1.77" / 45mm

## Power Bar

- Aluminum housing
- USB Charger: 5V DC 4.2A (21 Watts) & 2.1A per port (10.5 watts)
- 10' 14AWG x 3C power cord
- Size: 5.5" x 2.2" x 2.1" (139.0 x 57.0 x 53.5 mm)
- UL & cUL certified for use in USA and Canada
- Also available in White

**TV-31100 (SA)** **\$279**

SPECIFICATIONS					
125V	AC	60GHz	15A	3	2

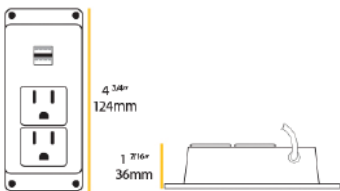


## Surface Mount 2 Outlet Power Strip with 2 USB

- UL/CSA approved
- 10 ft power supply cable

**PS2-2U-S** **\$65**

SPECIFICATIONS					
125V	AC	60GHz	12A	2	2

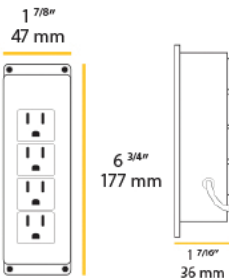


## Surface Mount 4 Outlet Strip

- UL/CSA approved
- 10 ft power supply cable

**PS4-S** **\$69**

SPECIFICATIONS					
125V	AC	60GHz	12A	4	





## HEIGHT ADJUSTABLE TABLE ACCESSORIES



### Pivoting USB Power Station

- Flush mount requires 4-3/16" grommet hole
- UL/CSA approved
- USB power adaptor included

**PPS3-2U-1P-F**

**\$209**

SPECIFICATIONS						
125V	AC	60GHz	12A	3	2	2



### Powerbar Desk Insert

- Top dimension: 90mm (3-1/2") outside diameter
- Bottom dimension: 76mm (3") hole diameter

**PS2-2U-GRO**

**\$99**

SPECIFICATIONS					
125V	AC	60GHz	12A	2	2 (2,4 A total)



### Multifunctional Foldable LED Desk Lamp

- Dimmable: 6 brightness levels, 5 color temperature modes
- Eye Protection: no glaring, ghosting, or flickering
- Adjustable: Multi-angle adjustable head and arm
- Energy saving: 80% less energy than incandescent lamps
- Timer & memory function: 30 mins/60 mins timing, brightness & mode settings
- USB charging: Built-in USB port for smartphones, tablets
- Available in Black **TL-01B** and Silver **TL-01S**

**TL-01B & TL01S**

**\$139**

## GENERAL INFORMATION AND CONDITION OF SALE

### Terms and Pricing:

2% 10/NET 30 DAYS FROM DATE OF SHIPMENT UNLESS OTHERWISE STATED. Cash discounts apply to cost of product only (not including tax and freight). F.O.B. Horizon Warehouse. Interest will be charged on overdue accounts at prevailing rates. Any products sold are the property of HORIZON and shall remain their personal property until fully paid for. Prices are suggested list only and are subject to change without notice. **GST/HST EXTRA.**

### Colour:

Slight variations in colour may occur and must be accepted as normal.

### Customer's Own Material (COM):

A sample of material must be sent to HORIZON for approval prior to acceptance of order. Acceptance of **COM** fabric signifies that such material can be applied to the products. **COM** is applied at customer's own risk and is excluded from HORIZON Warranty. Pricing will be as **Group II Fabric**.

**COM** yardage requirement is based on non-directional material widths of 54". Additional yardage may be required if width of less than 54" or if pattern requires matching. Fabric must be clearly labeled with customer's name, order number, model number, quantity of material and specific instructions. All **COM** orders must be shipped prepaid to Horizon's warehouse.

**Customer Specified Material (CSM)** as ordered by Horizon at customer's request is excluded from Horizon's warranty.

### Returns/Cancellations:

No return of merchandise will be accepted by HORIZON without prior written consent. Cancellations and returns are subject to **20% minimum restocking charge**. All returns must be freight prepaid and subject to inspection upon receipt.

### Shipping:



Choice of carrier will be HORIZON'S unless otherwise specified and available. In the event that shipment is prepaid and charged, a surcharge may be added to the actual freight for administration. F.O.B. point is Horizon's warehouse. HORIZON will make no end-user shipments, **all deliveries are dock to dock. All shipping weights and cubic measures are approximate.**

Horizon ECA offers 24-hour order confirmation on all orders. Most items will be shipped next day for orders received before 12:00 PM. Special order or custom products will have expected delivery dates quoted on order confirmation (limitations may apply). The choice of carrier will be HORIZON's unless otherwise specified and available. In the event that freight charges are prepaid and charged to the dealer, an administration surcharge may be added to the actual freight charges. The FOB point for all shipments shall be Horizon's warehouse. Please note that orders combined with seating products will be grouped and shipped together unless otherwise requested.

### Shortage and Damage:

All product is carefully packed and inspected before shipment. Seller's responsibility ceases when the carrier issues the receipt to the seller. Carrier assumes liability for all damages or shortages.

**Inspect shipment on delivery.** If pieces are missing (short), cut or otherwise in bad condition, note full information on carrier's copy and your copy of Freight Bill and Delivery Receipt. **IMPORTANT!** When buyer gives the delivery carrier a clear receipt for a shipment, the carrier is relieved of further responsibility.

**Open cartons immediately! If damages are found - don't destroy carton or container! Call carrier and report damage immediately and request an inspection. Confirm this request in writing.** Hold carton and unit for their inspection. This must be done within 48 hours of delivery. After inspection (or if carrier fails to inspect) a written claim must be filed within two weeks of delivery. Any claim for damage or shortage must be filed by you with the delivery carrier. Seller will not accept return of merchandise damaged in transit.

### Note:

HORIZON reserves the right to make changes to design, specifications and material, as well as discontinue product at any time without prior notice.

All dimensions, weights, etc. are approximate as they will change when various mechanisms, options and or accessories are added.

## HORIZON GENERAL WARRANTY INFORMATION

HORIZON offers the following warranties to the original owner of a Horizon product, when purchased from an authorized HORIZON dealer. These warranties protect the original purchaser against defects in materials and workmanship. The warranties do not cover any onsite labour or transportation costs incurred during the warranty period. HORIZON will repair and/or replace, solely at its discretion, components found to be defective, as the sole remedy for any covered defect. These warranties do not cover products that are abused, misused, altered or damaged during shipment or storage, as determined by HORIZON. Warranties do not apply to damage caused by normal wear and tear or any products being used for rental purposes.

HORIZON warranties do not apply to failures resulting from: negligence, abuse, misuse or accident, improper assembly, installation or maintenance, modification, attachments or unauthorized repairs, damage caused by carriers in transit or delivery. HORIZON makes no warranty that any of its products are suitable for any specific purpose and makes no other warranties, expressed or implied, other than set out here. In no event shall HORIZON be liable for any loss, direct or indirect, nor for any damages, whether incidental, consequential or exemplary. **NOTE:** Warranties set out below are based on normal commercial product use unless specifically stated otherwise. Normal use is defined as standard, single shift work day (8hrs/day - 40hrs/week) for users weighing up to 275 pounds.

### Horizon Seating™ - 15 Year warranty

HORIZON extends a 15-year warranty on all non-moving metal components to the original owner of any Horizon Seating product, purchased from an authorized HORIZON dealer. HORIZON also offers the following additional warranties: Ten (10) years on all bases, gas cylinders and control mechanisms. All wooden, plastic and polyurethane components, as well as foam and upholstery materials, are warranted for two (2) years.

### Fenwick™ Heavy Duty and 24 Hour Seating

HORIZON offers the same warranty coverage as outlined for the Horizon Seating line for Fenwick™ Heavy Duty and 24 Hour Seating products. The usage limitation is extended to include multi-shift and 24 hour applications as well as users weighing up to 400 pounds.



#### Activ™ Seating - 5 Year Warranty

HORIZON warrants the Activ™ seating products so designated to be free from defects in materials and workmanship for 5 years on bases, gas lifts, mechanisms and armrests. Foam, upholstery, casters, wooden and plastic components are warranted for 2 years.



#### Activ™ Seating - 2 Year Warranty

HORIZON warrants the Activ™ seating products so designated to be free from defects in materials and workmanship for 2 years on bases, gas lifts, mechanisms and armrests. Foam, upholstery, casters, wooden and plastic components are warranted for 1 year. Users up to 250 pounds.



#### Horizon ECA™ - Limited Lifetime Warranty

HORIZON warrants that their computer hardware support products so designated will be free from defects in materials and workmanship and will perform their intended function, under normal installation and use, for the lifetime of the product. Components of the support mechanisms which provide height adjustment or a reduction in closing forces shall be warranted for a period of 5 years.



#### Horizon ECA™ Products - 2 Year Warranty

HORIZON warrants that their computer hardware support products so designated will be free from defects in materials and workmanship for a period of 2 years for metal components, frames and attachments as well as height adjustable table motors, when installed and used as intended.



#### ActivErgo™ Products - 5 Year Warranty

HORIZON warrants that their computer hardware support products so designated will be free from defects in materials and workmanship for a period of 5 years for metal components, frames and attachments as well as height adjustable table motors, when installed and used as intended. Other electrical components and switches are warranted for 3 years.

# ENVIRONMENTAL POLICY AND CORPORATE PHILOSOPHY



HORIZON FURNITURE is an environmentally conscious manufacturer. We are committed to preserving our environment and natural resources for future generations. HORIZON

endeavours to be pro-active in reducing waste, recycling, and using recycled materials in our manufacturing process wherever possible. HORIZON actively markets and promotes products which are not only manufactured using recycled materials but are in turn recyclable in whole or in part at the end of their useful life. Recyclable/re-useable cartons and containers as well as innovative packaging and shipping alternatives offer our suppliers and dealers the opportunity to help reduce our collective environmental “footprint”. Protecting the environment is important to the people at Horizon. Selecting products and making manufacturing process changes that support this ideal is vital to a better, cleaner future. Responsible manufacturing practices and earth-friendly initiatives demonstrate our commitment to the protection and conservation of the environment.

## Quality and Durability

One of the most important ways to be environmentally responsible is to manufacture and market products that are built to last! In this age of disposability, manufacturers are building disposable seating and ergonomic accessory products having a very short life span with the sole focus on price point. This compromise of quality and durability not only serves to “cheat” the consumer in the long run, but also overloads our landfills in the process. Horizon’s constant focus on quality and durability of components and raw materials we use as well as the products we manufacture, serves to ensure that the product we deliver will have a longer life span. The modularity of HORIZON Seating also means that replacement parts and components are available should you choose to repair rather than replace your seating product.

## Environmental Initiatives

Long before governments issued regulations protecting the environment and many years before the introduction of ISO 14000, the people at Horizon were demonstrating a profound respect for the environment through a series of practical and innovative activities. Our motive behind these activities was as straightforward then as it is today, it is the right thing to do.

Some of our environmental initiatives include:

- Eliminating the use of tropical woods listed in CITES, (Convention on International Trade in Endangered Species as well as maximizing the use of wood products from managed forests.
- All foam and polyurethane components are manufactured using Chlorofluorocarbon (CFC) free blowing agents.
- Bio-based foams are being introduced to replace fossil fuel (oil) based product on an on-going basis.
- Adhesives used in the manufacturing of HORIZON Seating are water based, having a reduced environmental impact and are designed to reduce or eliminate “off-gassing” in the finished product, contributing to a healthier work environment for the end user.
- Maximizing the use of powder coat paint finish technology on metal parts and components used in our products.

## Foam and the Future

Horizon has formed partnerships with reliable source suppliers who have spent many years on award winning research, development and experimentation in resilient foam for use in seating products. The result is a change in the composition of resilient foam (cushions) to create an innovative new foam product. This new foam compound contains natural renewable resources in place of petrochemical based polyols and ultimately reduces greenhouse gas emissions. The new “Bio-renewable foam” is manufactured from natural seed-based oils such as soybean and others which are rapidly renewable and will not adversely affect the food chain. 15-20% of the end product is therefore Bio based.



### Biofoam

Bio-renewable foam performs equally as well as traditional foam, is CFC free, has a low odor emission, superior UV stability, stable consistency and density and the raw material is renewable and plentiful. As an added benefit, the energy consumption to manufacture foam from Bio based materials is significantly less than what is required for traditional petrochemical based processes.

ISO 9001  
CERTIFIED

## Textiles for Today and Tomorrow

Horizon has been on the leading edge of recycled and recyclable fabrics for many years now having a broad offering of budget and midrange upholstery fabrics. HORIZON was among the first office seating manufacturers to offer a mid range line-up of in stock, open line fabrics made from 100% recycled materials which are also 100% recyclable at the end of their life span. These fabrics offer an earth friendly alternative without compromising quality, durability, comfort, or beauty!

Horizon Furniture was among the first office product manufacturers to offer upholstery options manufactured using bamboo fibre. Long used as a construction material and as a source for food, bamboo is gaining recognition in the home and contract furnishings market due to its properties as a soft, durable, breathable fibre. There are over 1000 species of bamboo on the planet with some species capable of growing up to one metre per day. Its adaptability to different climates and precipitation levels, coupled with its 3-5 year harvesting period – significantly shorter than most softwoods- make it one of the world's most versatile, rapidly renewable resources.

## Bamboo Fabrics

Why are bamboo fabrics a better choice over other textiles? Bamboo textiles can be much softer than the softest cotton. Bamboo fabrics have a natural sheen to the surface and they really do feel similar to silk textiles or cashmere fabrics.

Bamboo fiber based fabrics are naturally anti-microbial. Bamboo textiles contain an agent, called 'bamboo kunh', which naturally prevents bacteria from cultivating. Bamboo textile fibers have received much praise both in the fashion industry and in the mill houses as well. The fibers blend incredibly well with today's popular textiles like spandex, lycra and cotton. Bamboo not only feels cooler in the summer but it is significantly warmer in the winter. Bamboo is more comfortable and looks better but at the same helps regulate body temperature better than any cotton based textile.

## Why are bamboo textiles better for the earth?

Bamboo fabrics are completely biodegradable. Bamboo textiles are made from of Moso bamboo, not the type of bamboo that giant pandas eat. Bamboo generates more oxygen than equivalent stands of trees - if we planted more bamboo more photosynthesis would help to cut the globally rising levels of carbon dioxide.

## Bamboo trees can help us replenish the eco system!

Natural Bamboo has become one of the world's most prolific and fastest-growing plants, and is able to reach maturity in about four years, compared to the typical 25 to 70 years for commercial tree species in North America. Bamboo grows and thrives without fertilizers, pesticides or any chemical assistance.

Bamboo is nature's most sustainable resource. It is grown without pesticides or chemicals, is 100% biodegradable, and is naturally regenerative. Bamboo is actually a tropical grass with an extensive root system that sends out an average of four to six new shoots per year, naturally replenishing itself and growing to heights of 60 feet or more. Some bamboo species grow up to 3 feet per day and can be harvested every 3 to 5 years. Bamboo trees are planted and grown on family-owned farms that have been in agricultural use for generations. None of the fiber comes from tropical forests. Bamboo is the fastest growing woody plant in the world growing one third faster than the fastest tree. Some species grow up to a meter per day - you can almost watch it grow! The plant reaches its maximum height in 3 months and reaches maturity in around 3 years. Most softwood trees take 10-20 years to reach maturity. After each harvest, bamboo re-grows almost immediately so it is a completely sustainable resource.





### Wood Components

Horizon endeavors only to use plywood components which are certified to have come from sustainable, managed forests. This means that the logs used are either from fully mature trees or cut from FSC – Forest Stewardship Council- certified plantations. Adhesives used in the production of curved plywood components are well within the EI standard for emissions, which is the lowest level available in the market today. Along with the majority of responsible manufacturers, Horizon has also eliminated the use of tropical woods listed in CITES, (Convention on International Trade in Endangered Species).

### Waste Reduction Plan

Horizon Furniture has worked diligently for many years on waste reduction programs. We are constantly looking for new ways to reduce, reuse and recycle waste. Every year we adopt new processes that will divert more waste away from landfills and toward useful applications.

Our track record is impressive ... Horizon currently recycles close to 95% of the waste materials it generates each year. This means that less than 5% of the total waste generated by Horizon ends up in landfill, and we are committed to reducing that amount continually, but there's still work to be done ... In addition to waste diversion and reduction plans already in place, we are also developing new uses for our fabric scraps. We won't rest until we are recycling 100% of our waste. It is possible!

### Packaging

All companies use shipping cartons and various kinds of packaging to protect their products during transport and storage ... and Horizon is no exception. At Horizon, however, we are committed to using only recycled cardboard for our shipping cartons. To be classified as "recycled," according to Environment Canada's Environmental Choice program, a product must contain at least 50 % recycled material.



**Horizon Furniture. Made in Canada. Made for you.**



Horizon's new 42,000 square foot, state of the art manufacturing facility in Kitchener, ON.  
**Horizon Furniture has achieved: ISO 9001 Quality Management System Certification**

Contact your local HORIZON representative or HORIZON customer service for more information and details on Horizon Seating and Ergonomic Computer Accessories.

Prices and specifications are subject to change without notice.



## Office and Showroom

Horizon Furniture Distributors Inc.  
840 Trillium Dr  
Kitchener, ON N2R 1K4  
Tel.: 519 748-9874 / 1800 268-3427  
info@horizon-furniture.com

[www.horizon-furniture.com](http://www.horizon-furniture.com)



@HorizonSeating



[www.facebook.com/HorizonSeating](http://www.facebook.com/HorizonSeating)



<https://ca.linkedin.com/in/horizonfurniture>



Printed in Canada  
MMXVI